


brother



Embroidery Design Guide
Stickmuster-Katalog
Guide de motifs de broderie
Borduurontwerpen
bedieningshandleiding
Guida ai ricami
Guía de diseños de bordado
Guia de desenhos de bordado
Руководство по дизайнам
для вышивания

Note

Embroidery time and size of each design in this guide may differ from the information on the machine display. Please use for reference purpose only.

Hinweis

Die Stickzeit und die Größe jedes Designs in dieser Anleitung können von den Informationen im Display abweichen. Bitte verwenden Sie die Angaben nur als Referenz.

Remarque

La durée de broderie et la taille de chaque motif présenté dans ce guide peuvent différer des informations affichées à l'écran de la machine. Merci de les utiliser à titre de référence uniquement.

Opmerking

De informatie in deze handleiding over de borduurtijd en de afmeting van het borduurpatroon kan afwijken van de weergave op het beeldscherm van de machine. Gelieve de informatie alleen te gebruiken als richtlijn.

Nota

Il tempo di ricamo e le dimensioni di ciascun ricamo in questa guida possono differire dalle informazioni sul display della macchina. Si prega di utilizzare solo come riferimento.

Nota

El tiempo de bordado y el tamaño de cada diseño en esta guía pueden diferir de la información en la pantalla de la máquina. Por favor, use solo como referencia.

OBSERVAÇÃO

O tempo e o tamanho do bordado de cada desenho neste guia podem ser diferentes das informações exibidas na tela da máquina. Use apenas para fins de referência.

Примечание

Время вышивания и размер каждого дизайна в этом руководстве может отличаться от информации на дисплее машины. Используйте эти данные только для справки.

Contents

Summary of Embroidery Patterns	2
Embroidery Pattern Color Change Table.....	20
Embroidery Ideas	38
Color Thread Conversion Chart.....	40
Font Name Chart.....	43

Table des matières

Résumé des motifs de broderie.....	2
Tableau de changement de couleur des motifs de broderie	20
Idées de broderie.....	38
Tableau de conversion des fils de couleur.....	40
Tableau des noms de polices	43

Indice

Indice dei ricami.....	2
Tabella di cambiamento colori dei ricami.....	20
Idee per ricami.....	38
Tabella di conversione dei colori dei fili	40
Tabella nomi dei font.....	43

Índice

Resumo dos padrões de bordado	2
Tabela de alteração de cor do padrão de bordado	20
Ideias de bordados	38
Tabela de conversão das cores de linha	40
Quadro de nomes de fontes	43

Inhalt

Übersicht der Stickmuster	2
Stickmuster-Farbtabelle.....	20
Stickideen	38
Stickgarn-Farbtabelle	40
Tabelle der Schriftarten.....	43

Inhoudsopgave

Overzicht van borduurpatronen.....	2
Kleurwijzigingstabel voor de borduurpatronen	20
Borduurideeën	38
Omzettingstabel voor garen kleuren.....	40
Overzicht lettertypen.....	43

Contenido

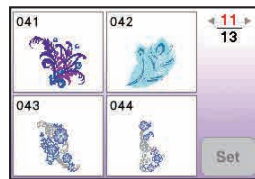

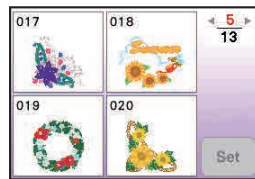




Resumen de diseños de bordado.....	2
Tabla de cambio de color para patrones de bordado	20
Ideas de bordado.....	38
Tabla de conversión de hilos de color	40
Diagrama de nombre de las fuentes	43

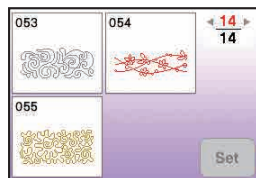
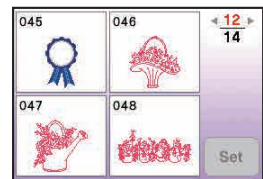

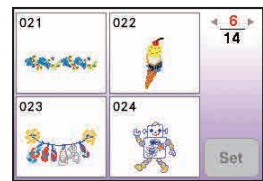
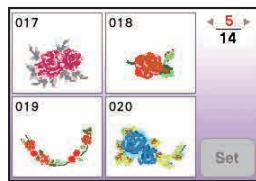

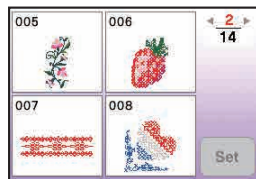

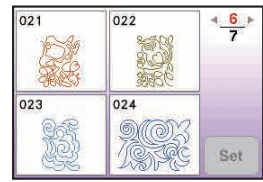
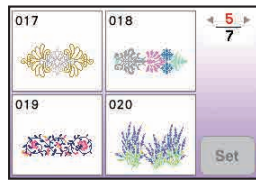
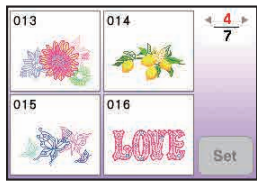
Содержание


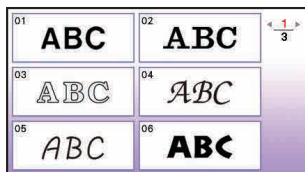
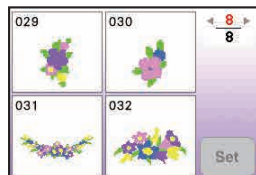
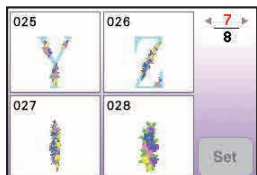
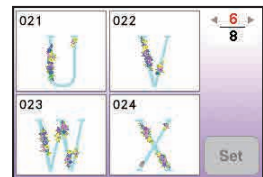


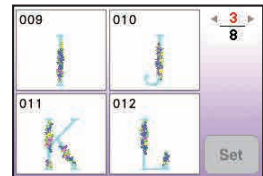
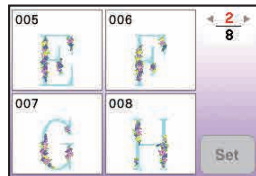
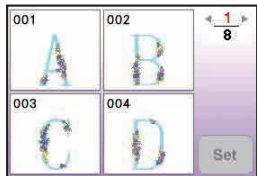
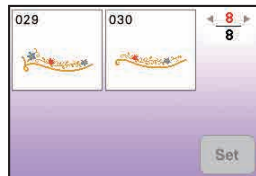
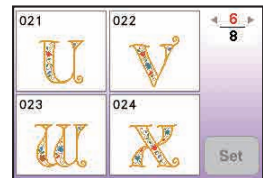
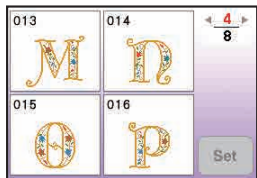
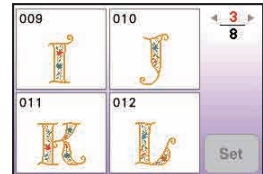

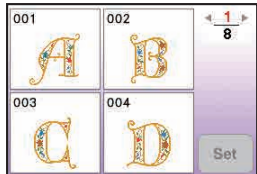

Обзор дизайнов для вышивания	2
Таблицы цветов нитей для вышивок.....	20
Примеры вышивок	38
Таблица преобразования цветов нитей	40
Таблица названий шрифтов.....	43

Summary of Embroidery Patterns
 Résumé des motifs de broderie
 Indice dei ricami
 Resumo dos padrões de bordado

Übersicht der Stickmuster
 Overzicht van borduurpatronen
 Resumen de diseños de bordado
 Обзор дизайнов для вышивания

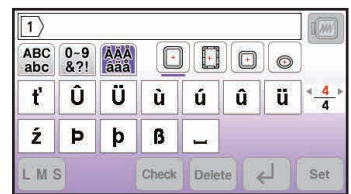
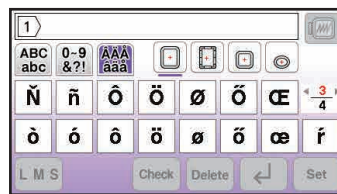
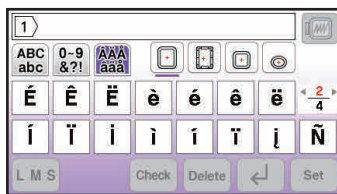
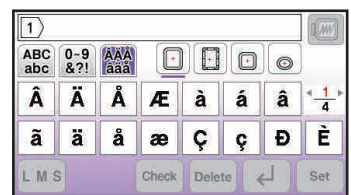
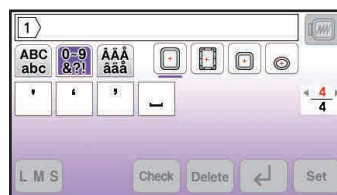
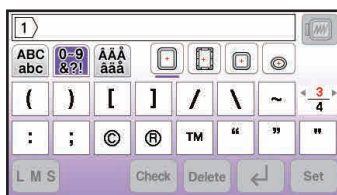
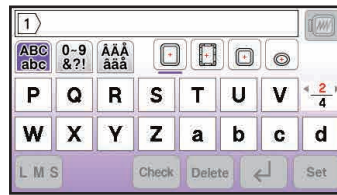




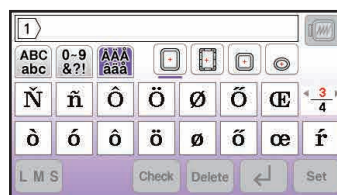
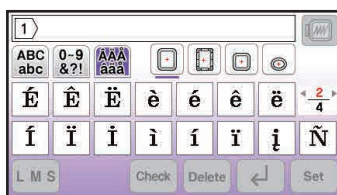
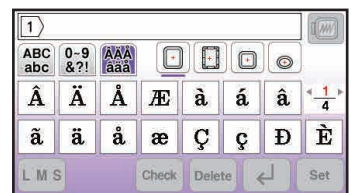
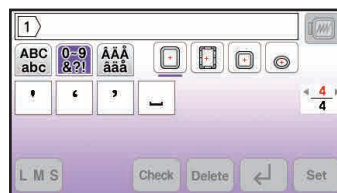
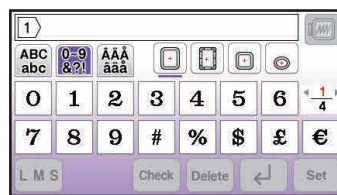
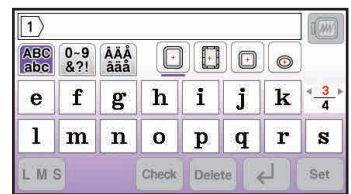
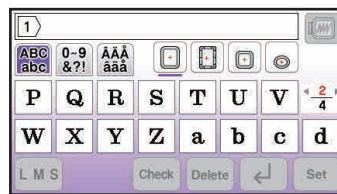
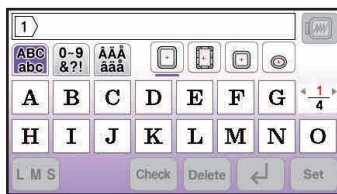


Summary of Embroidery Patterns
 Übersicht der Stickmuster
 Résumé des motifs de broderie
 Overzicht van borduurpatronen
 Indice dei ricami
 Resumen de diseños de bordado
 Resumo dos padrões de bordado
 Обзор дизайнов для вышивания

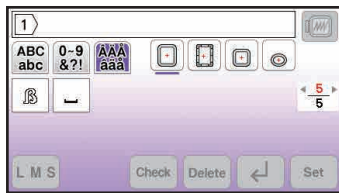
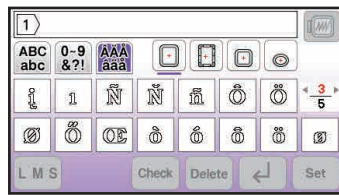
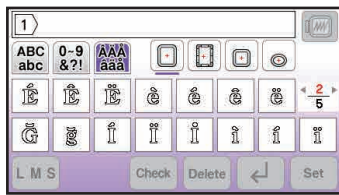
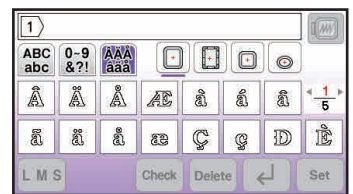
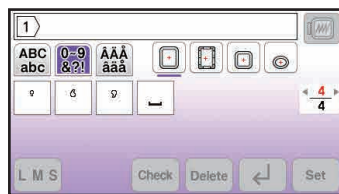
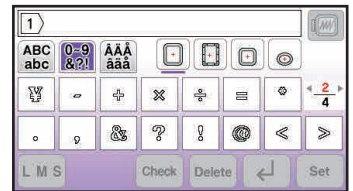
01 ABC



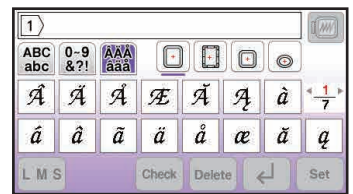
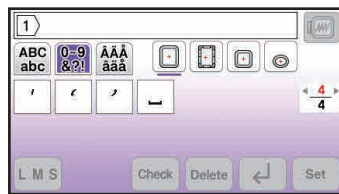
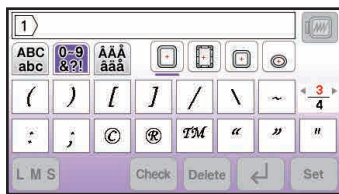
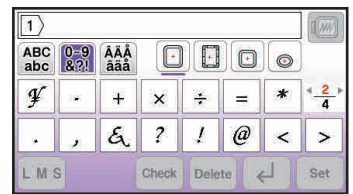
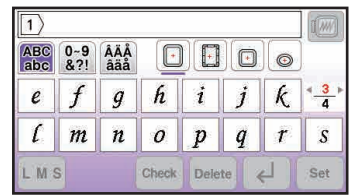
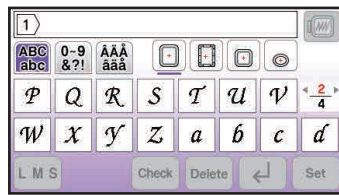
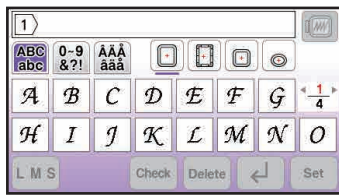
02 ABC



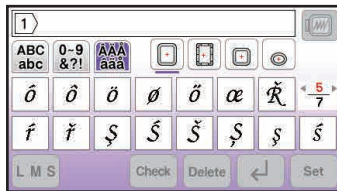
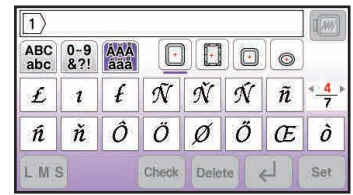
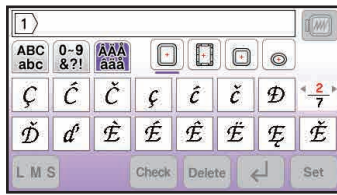
03 ABC



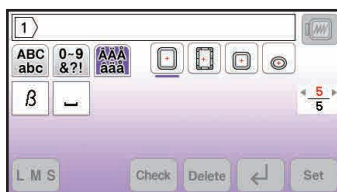
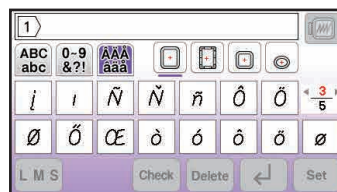
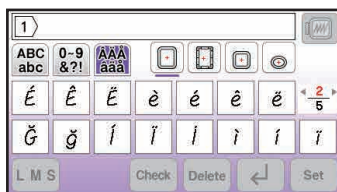
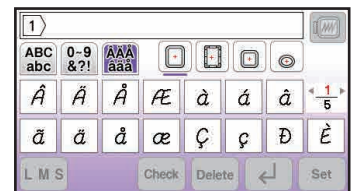
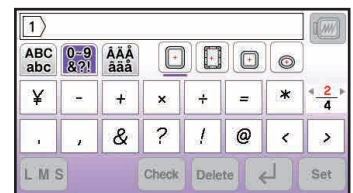
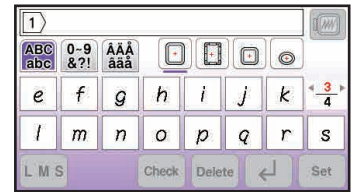
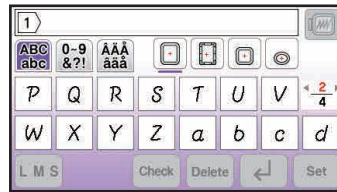
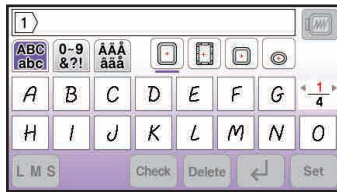
04 ABC



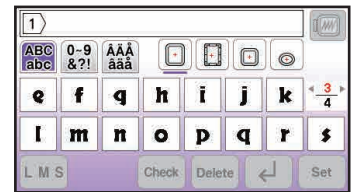
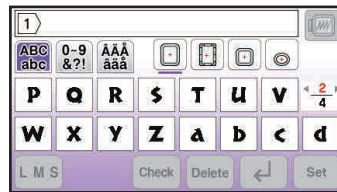
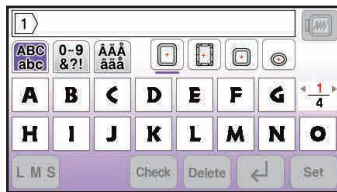
Summary of Embroidery Patterns
 Übersicht der Stickmuster
 Résumé des motifs de broderie
 Overzicht van borduurpatronen
 Indice dei ricami
 Resumen de diseños de bordado
 Resumo dos padrões de bordado
 Обзор дизайнов для вышивания

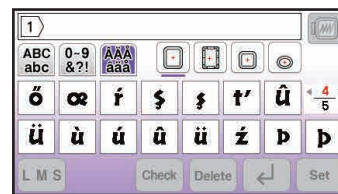
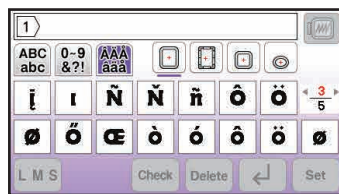
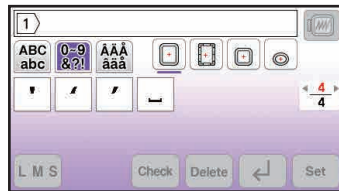
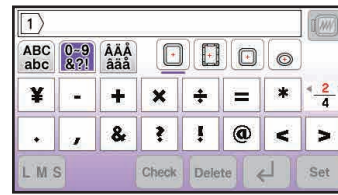
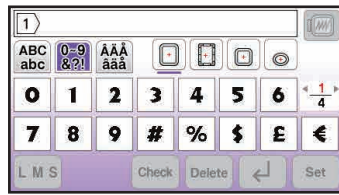


05 ABC

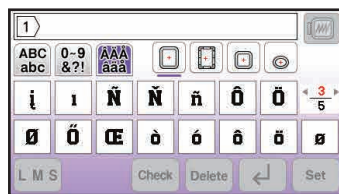
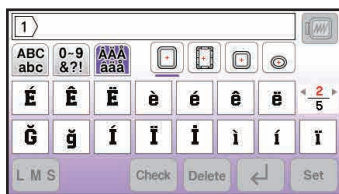
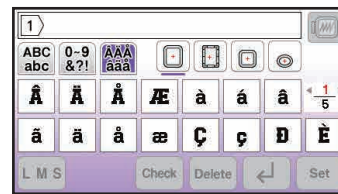
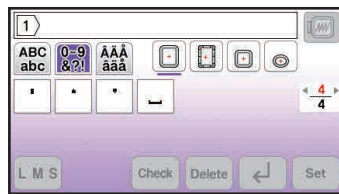
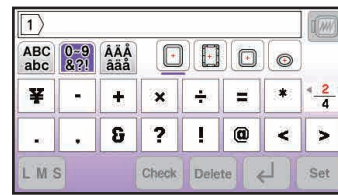
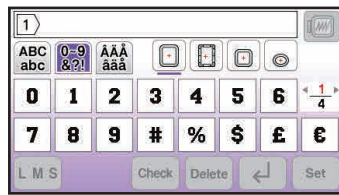
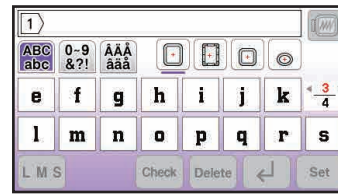
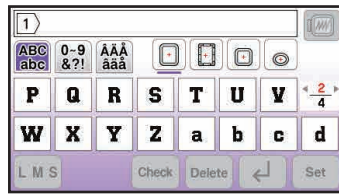
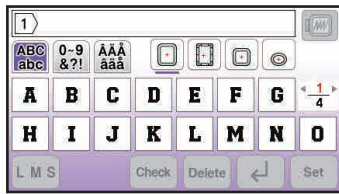


06 ABC



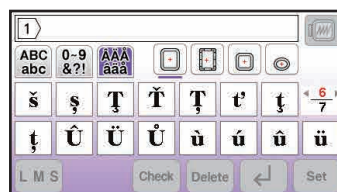
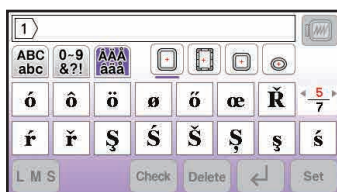
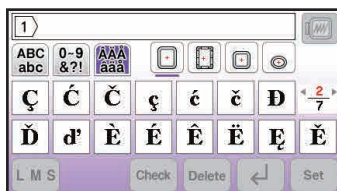
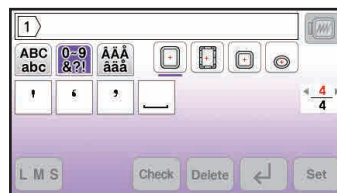
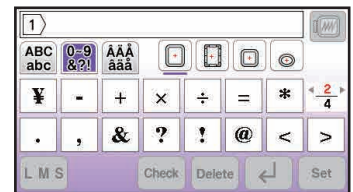
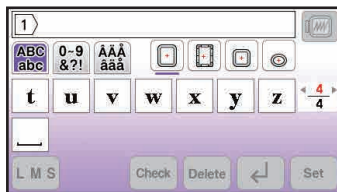
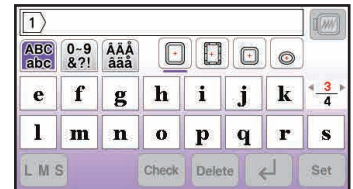
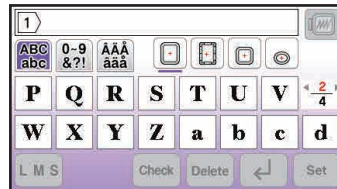



07 ABC

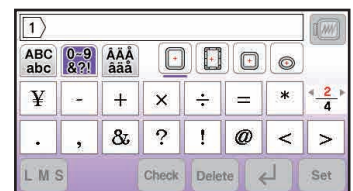
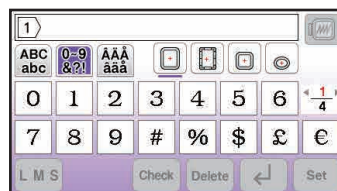
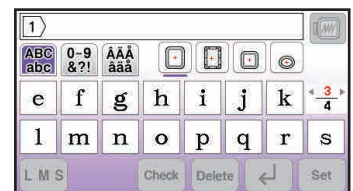
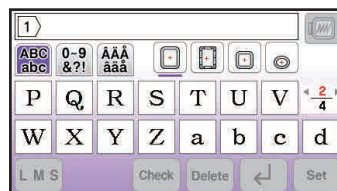
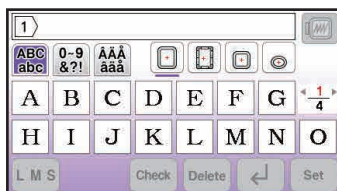


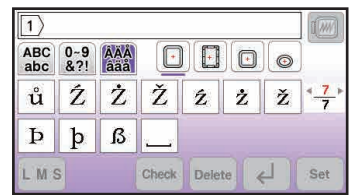
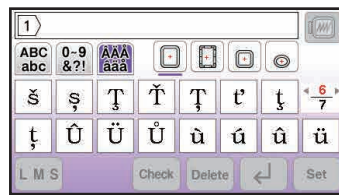
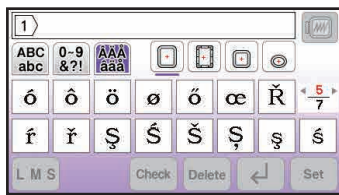
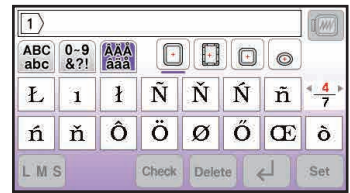
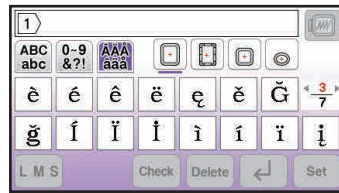
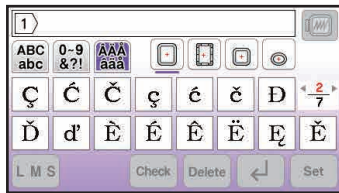
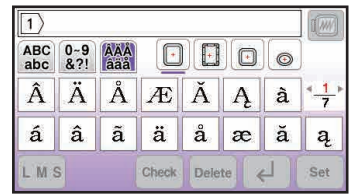
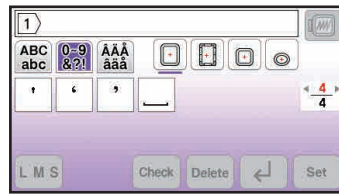
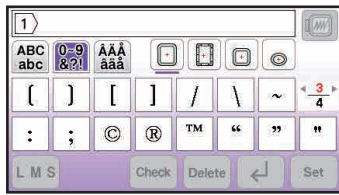


08 **ABC**

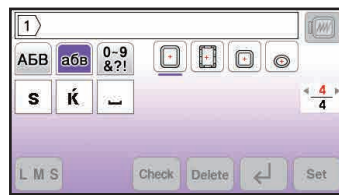
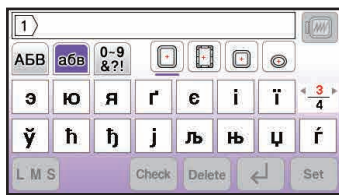

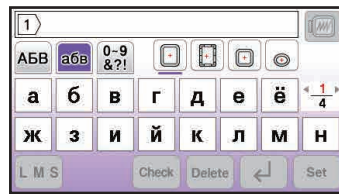
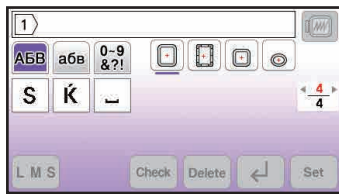





09 **ABC**





10 АБВ



- Japanese characters
- Caractères japonais
- Caratteri giapponesi
- Caracteres do alfabeto japonês

- Japanische Zeichen
- Japanse tekens
- Caracteres japoneses
- Японские иероглифы

Hiragana characters: One of the Japanese character sets.
 Katakana characters: One of the Japanese character sets.
 Hiragana-Zeichen: Einer der japanischen Zeichensätze.
 Katakana-Zeichen: Einer der japanischen Zeichensätze.
 Caractères Hiragana : Un des ensembles de caractères japonais.
 Caractères Katakana : Un des ensembles de caractères japonais.
 Hiragana-tekens: Een van de Japanse tekensets.
 Catalaan-tekens: Een van de Japanse tekensets.
 Caratteri Hiragana: Uno dei set di caratteri giapponesi.
 Caratteri Katakana: Uno dei set di caratteri giapponesi.
 Caracteres Hiragana: Uno de los diferentes conjuntos de caracteres japoneses.
 Caracteres Katakana: Uno de los diferentes conjuntos de caracteres japoneses.
 Caracteres Hiragana: Um dos conjuntos de caracteres japoneses.
 Caracteres Katakana: Um dos conjuntos de caracteres japoneses.
 Хирагана: один из наборов символов (азбука) в японском языке.
 Катакана: один из наборов символов (азбука) в японском языке.

Arabic numerals, Japanese Kanji numerals
 Arabische Ziffern, japanische Kanji-Ziffern
 Chiffres arabes, chiffres Kanji japonais
 Arabische cijfers, Japanse Kanji-cijfers
 Numeri arabi, numeri Kanji giapponesi
 Números árabigos, números Kanji japoneses
 Números árabicos, números japoneses em Kanji
 Арабские цифры и иероглифы кандзи



Horizontal
 Horizontal
 Horizontal
 Horizontaal
 Orizzontale
 Horizontal
 Horizontal
 По горизонтали

Vertical
 Vertikal
 Vertical
 Verticaal
 Verticale
 Vertical
 Vertical
 По вертикали

Kanji characters: Often used in daily life / symbols.
 Kanji-Zeichen: Im Alltag häufig verwendet / Symbole.
 Caractères Kanji : souvent utilisés dans la vie de tous les jours / symboles.
 Kanji-tekens: vaak gebruikt in het dagelijks leven / symbolen.
 Caratteri kanji: usati spesso nella vita quotidiana / nei simboli.
 Caracteres Kanji: se utilizan a menudo cotidianamente / como símbolos.
 Caracteres Kanji: usados com frequência no dia a dia / símbolos.
 Иероглифы кандзи: часто используются в повседневной жизни или как символы.

11 あいう

あ行

か行

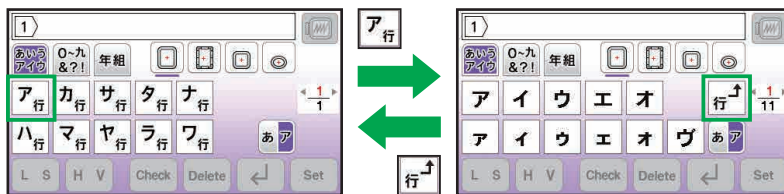
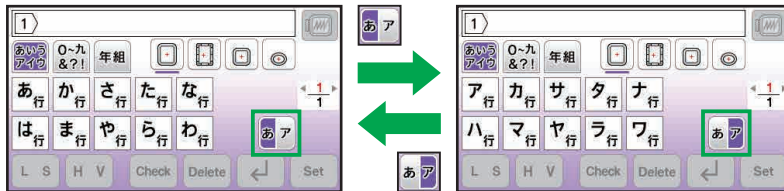
さ行

た行

な行

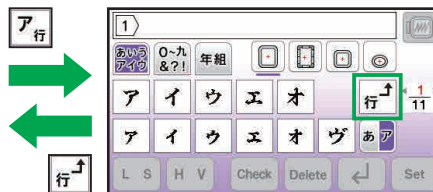
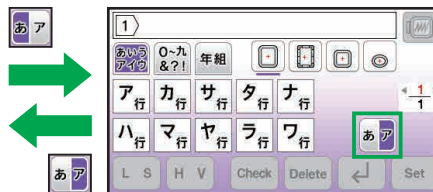
は行

ま行



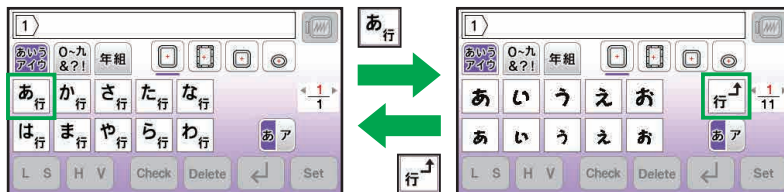


12 あいう

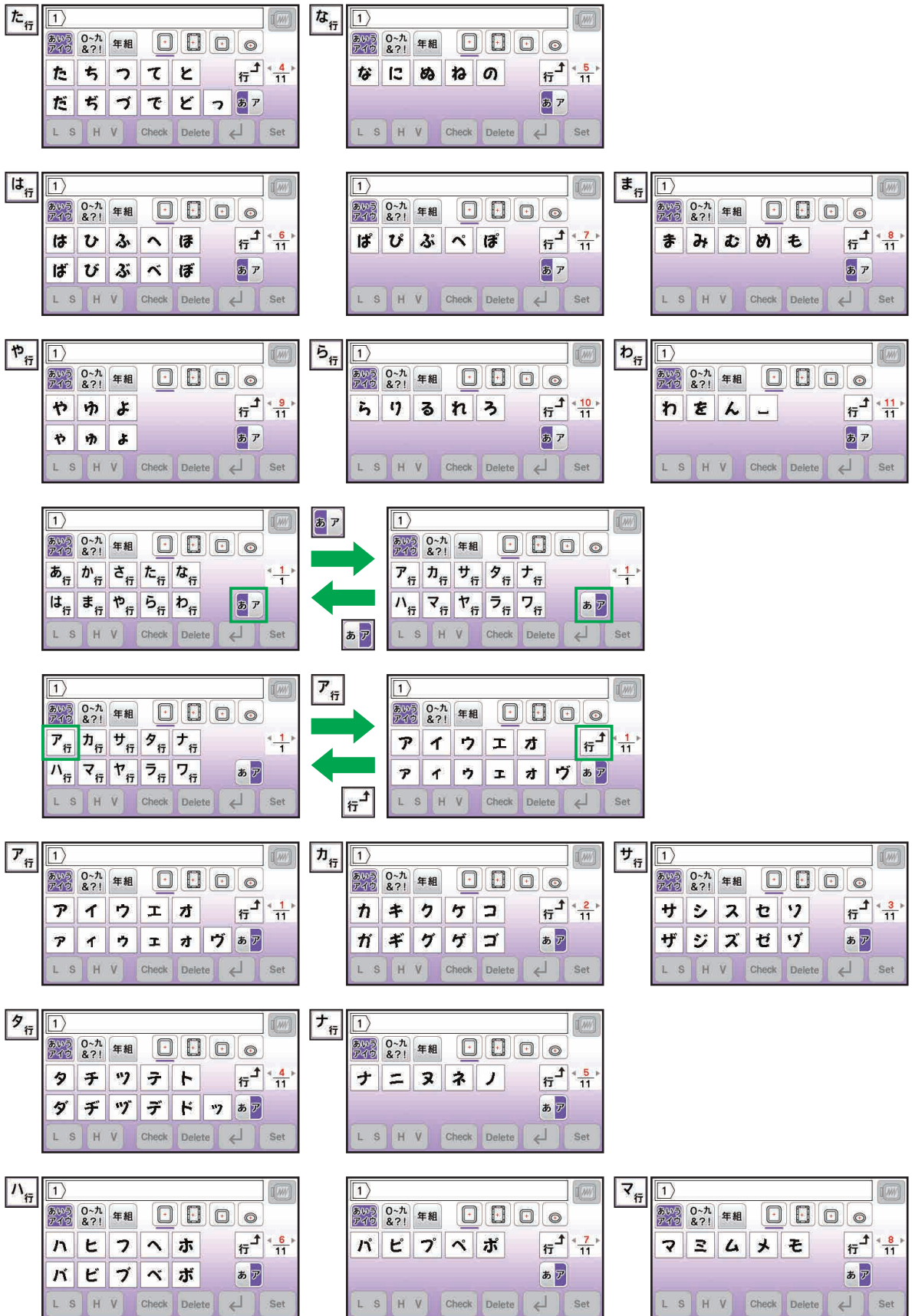




13 あいう



Summary of Embroidery Patterns
 Übersicht der Stickmuster
 Résumé des motifs de broderie
 Overzicht van borduurpatronen
 Indice dei ricami
 Resumen de diseños de bordado
 Resumo dos padrões de bordado
 Обзор дизайнов для вышивания





- Example of Kanji characters in daily life
- Beispiele für alltägliche Kanji-Zeichen
- Exemple de caractères Kanji dans la vie quotidienne
- Voorbeeld van Kanji-tekens in het dagelijks leven
- Esempio di caratteri kanji nella vita di ogni giorno
- Ejemplo de caracteres Kanji en la vida cotidiana
- Exemplo de caracteres Kanji no dia a dia
- Примеры использования иероглифов кандзи в повседневной жизни

一 二 三 四 五 六 七 八 九 十

1, 2, 3, 4, 5, 6, 7, 8, 9, 10

生 年 月 日

Date of birth	Geburtsdatum	Date de naissance	Geboortedatum
Data di nascita	Fecha de nacimiento	Data de nascimento	Дата рождения

一 才

1 year old	1 Jahr alt	1 an	1 jaar oud
1 anno di età	1 año de edad	1 ano	Возраст 1 год

保 育 園

Nursery school	Vorschule	Crèche	Peuterspeelzaal
Asilo nido	Guardería	Escola maternal	Ясли

幼 稚 園

Kindergarten	Kindergarten	École maternelle	Kleuterschool
Scuola materna	Jardín de infancia	Jardim de infância	Детский сад

小 学 校

Elementary school	Grundschule	École primaire	Basisschool
Scuola elementare	Escuela primaria	Ensino básico	Начальная школа

中 学 校

Junior high school	Realschule	Collège	Middelbare school
Scuola superiore	Escuela secundaria	Ensino médio	Средняя школа

組

Group/Class	Gruppe/Klasse	Groupe/Classe	Groep/klas
Gruppo/classe	Grupo/Clase	Grupo/Classe	Группа, класс

部

Club/Division	Club/Abteilung	Club/Division	Club/Divisie
Club/sezione	Club/División	Clube/Divisão	Клуб, подразделение

月

Moon/Monday	Mond/Montag	Lune/Lundi	Maan/Maandag
Luna/lunedì	Luna/Lunes	Lua/Segunda-feira	Луна, понедельник

火

Fire/Tuesday	Feuer/Dienstag	Feu/Mardi	Vuur/Dinsdag
Fuoco/martedì	Fuego/Martes	Fogo/Terça-feira	Огонь, вторник

水

Water/Wednesday	Wasser/Mittwoch	Eau/Mercredi	Water/Woensdag
Acqua/mercoledì	Agua/Miércoles	Água/Quarta-feira	Вода, среда

木

Tree/Thursday	Baum/Donnerstag	Arbre/Jeudi	Boom/Donderdag
Albero/giovedì	Árbol/Jueves	Árvore/Quinta-feira	Дерево, четверг

金

Gold/Friday	Gold/Freitag	Or/Vendredi	Goud/Vrijdag
Oro/venerdì	Oro/Viernes	Ouro/Sexta-feira	Золото, пятница

土

Soil/Saturday	Erde/Samstag	Terre/Samedi	Grond/Zaterdag
Terra/sabato	Tierra/Sábado	Terra/Sábado	Земля, суббота



Sun/Sunday
Sole/domenica

Sonne/Sonntag
Sol/Domingo

Soleil/Dimanche
Sol/Domingo

Zon/Zondag
Солнце, воскресенье



January 1st (Monday)
1° gennaio (lunedì)

1. Januar (Montag)
1 de enero (lunes)

1er janvier (lundi)
1° de janeiro (Segunda-feira)

1 januari (maandag)
1 января (понедельник)



Number 1
Numero 1

Nummer 1
Número 1

Numéro 1
Número 1

Nummer 1
Номер 1



Team
Team

Team
Equipo

Équipe
Time

Team
Команда



Committee
Comitato

Ausschuss
Comité

Comité
Comité

Commissie
Комитет



Person in charge
Incaricato

Ansprechpartner
Persona responsable

Responsable
Responsável

Verantwoordelijke
Ответственное лицо



Name
Nome

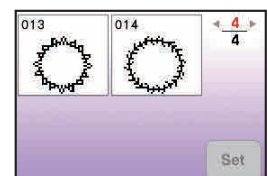
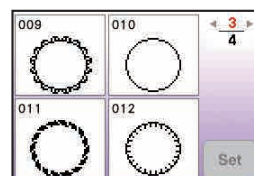
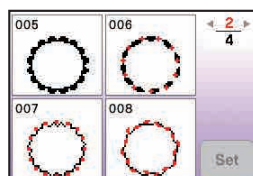
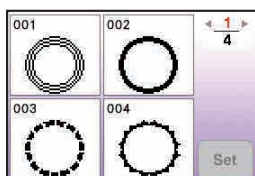
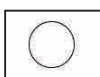
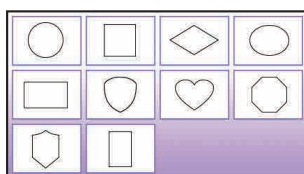

Name
Nombre

Nom
Nome

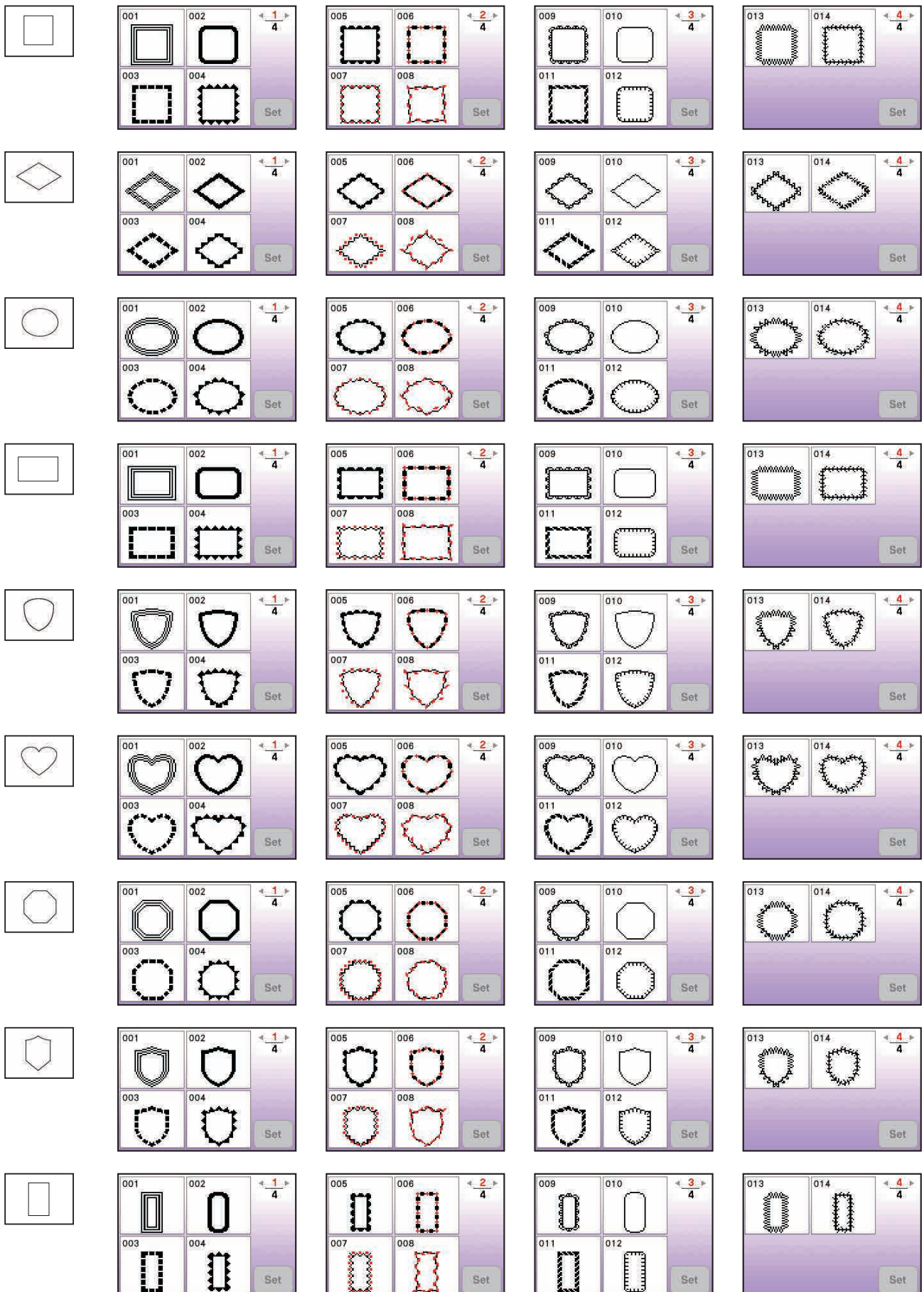
Naam
Имя

- Frame patterns
- Motifs d'encadrement
- Ricami di cornici
- Padrões de molduras

- Umrandungen
- Kader- en omrandingspatronen
- Costura de encuadre
- Дизайны "Рамки"



Summary of Embroidery Patterns
 Übersicht der Stickmuster
 Résumé des motifs de broderie
 Overzicht van borduurpatronen
 Indice dei ricami
 Resumen de diseños de bordado
 Resumo dos padrões de bordado
 Обзор дизайнов для вышивания



Embroidery Pattern Color Change Table

Tableau de changement de couleur des motifs de broderie

Tabella di cambiamento colori dei ricami

Tabela de alteração de cor do padrão de bordado

Stickmuster-Farbtabelle

Kleurwijzigingstabel voor de borduurpatronen

Tabla de cambio de color para patrones de bordado

Таблицы цветов нитей для вышивок

◆ Embroidery Patterns Group #1

◆ Motifs de broderie Groupe #1

◆ Gruppo ricami #1

◆ Grupo de padrões de bordado #1

◆ Stickmuster Gruppe #1

◆ Borduurpatronengroep #1

◆ Grupo de patrones de bordado #1


◆ Группа дизайнов для вышивания #1



- "Seasonal" designs
- Motifs « saison »
- Ricami "stagionali"
- Desenhos "sazonais"

- Designs „Jahreszeiten“
- Borduurpatronen voor diverse jaargetijden
- Diseños "de temporada"
- Сезонные дизайны

No.1 14 min



1	(124)
2	(001)
3	(086)
4	(001)
5	(017)
6	(612)
7	(085)
8	(205)
9	(019)
10	(900)

Time required for embroidering
Stickdauer
Durée requise pour broder
Tijd benodigd voor het borduren
Tempo di ricamo necessario
Tiempo requerido para el bordado
Tempo necessário para bordar
Время, необходимое для вышивания

Embroidery thread color number
Stickgarn-Farbnummer
Numéro de couleur du fil de broderie
Embroidery garekleurnummer
Numero del colore del filo per ricamo
Número de color del hilo de bordado
Número da cor da linha de bordar
Номер цвета нити для вышивания

Order to embroider
Stickreihenfolge
Séquence pour broder
Borduurlvolgorde
Sequenza colori del ricamo
Orden para el bordador
Ordem para bordar
Порядок вышивания

Embroidery thread color
Stickgarnfarbe
Couleur du fil de broderie
Kleur borduurgaren
Colore filo ricamo
Color del hilo de bordado
Cor da linha de bordar
Цвет нити для вышивания

Embroidery size
Größe der Stickerei
Taille de la broderie
Afmeting borduurmotief
Dimensioni del ricamo
Tecla de tamaño
Tamanho do bordado
Размер вышивки

67.2 mm
66.3 mm

Embroidery time and size of each design in this guide may differ from the information on the machine display. Please use for reference purpose only. The color numbers in this guide are for the Embroidery thread brand unless otherwise noted.

Die Stickzeit und die Größe jedes Designs in dieser Anleitung können von den Informationen im Display abweichen. Bitte verwenden Sie die Angaben nur als Referenz.

Die Farbnummern in dieser Anleitung beziehen sich auf die Stickgarnmarke, sofern nicht anders angegeben.

La durée de broderie et la taille de chaque motif présenté dans ce guide peuvent différer des informations affichées à l'écran de la machine. Merci de les utiliser à titre de référence uniquement.

Les numéros des couleurs dans ce guide correspondent à la marque de fils à broder Embroidery, sauf indication contraire.

De informatie in deze handleiding over de borduurtijd en de afmeting van het borduurpatroon kan afwijken van de weergave op het beeldscherm van de machine. Gelieve de informatie alleen te gebruiken als richtlijn.

De kleurnummers in deze handleiding verwijzen naar de Brother Embroidery garekleurnummers, tenzij er een anders vermeld.

Il tempo di ricamo e le dimensioni di ciascun ricamo in questa guida possono differire dalle informazioni sul display della macchina. Si prega di utilizzare solo come riferimento.

Salvo diversa indicazione, i numeri dei colori riportati in questa guida corrispondono alla marca del filo per ricamo.

El tiempo de bordado y el tamaño de cada diseño en esta guía pueden diferir de la información en la pantalla de la máquina. Por favor, use solo como referencia.

Los números de colores en esta guía se refieren a la marca de hilos de Bordado, a menos que se indique lo contrario.


O tempo e o tamanho do bordado de cada desenho neste guia podem ser diferentes das informações exibidas na tela da máquina. Use apenas para fins de referência.

Os números de cores neste guia são para marcas de linha de bordar, a menos que indicado de outra forma.

Время вышивания и размер каждого дизайна в этом руководстве может отличаться от информации на дисплее машины. Используйте эти данные только для справки.

Номера цветов, указанные в данном руководстве, относятся к маркам нитей для вышивания, если не указано иное.


No.2 12 min



1	(027)	6	(085)
2	(612)	7	(206)
3	(070)	8	(086)
4	(502)	9	(001)
5	(019)	10	(070)

52.4 mm 63.0 mm


No.3 3 min



1	(812)
2	(027)
3	(515)
4	(513)

27.7 mm
56.7 mm


No.4 5 min



1	(807)
2	(515)
3	(001)
4	(017)
5	(070)

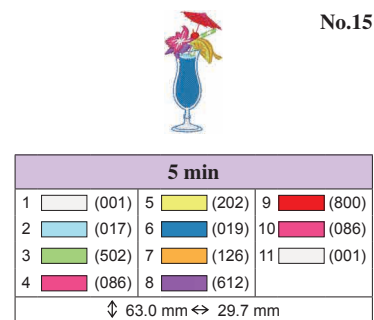
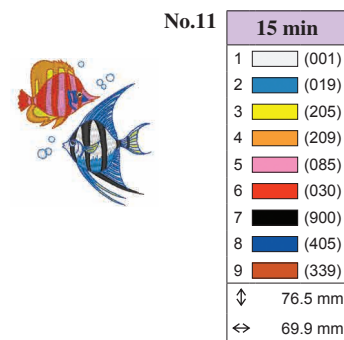
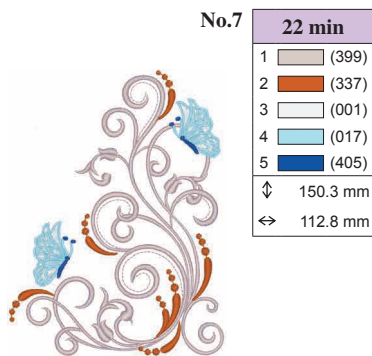
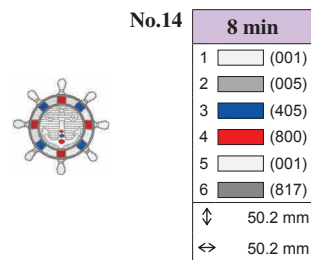
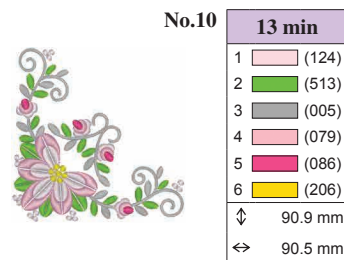
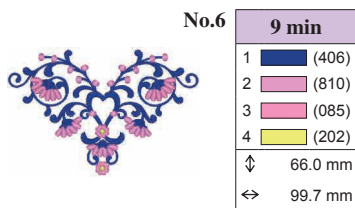
61.6 mm
76.9 mm

No.5 14 min

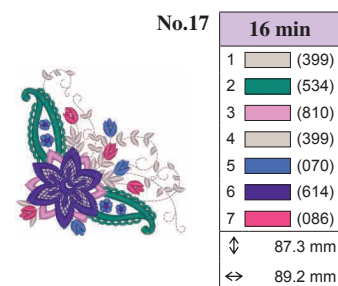
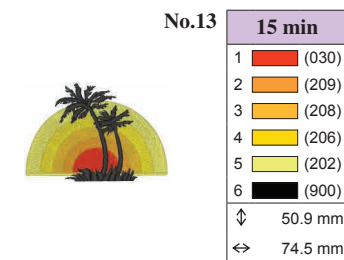
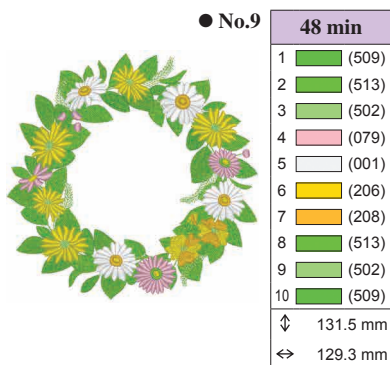
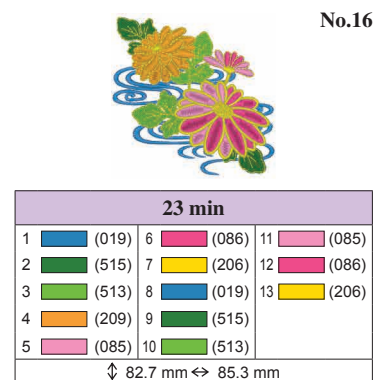
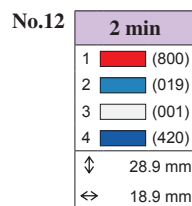


1	(124)	7	(509)	13	(613)
2	(800)	8	(613)	14	(612)
3	(001)	9	(612)	15	(613)
4	(807)	10	(206)	16	(206)
5	(348)	11	(612)		
6	(206)	12	(509)		

56.0 mm 74.8 mm



17 min					
1	(509)	6	(502)	11	(001)
2	(206)	7	(509)	12	(017)
3	(001)	8	(086)	13	(086)
4	(124)	9	(502)		
5	(017)	10	(509)		
↓ 68.1 mm ↔ 98.3 mm					



Patterns marked with ● have been rotated. Check your design placement prior to embroidering.
 Muster, die mit ● gekennzeichnet sind, wurden gedreht. Überprüfen Sie die Platzierung Ihres Designs, bevor Sie mit Sticken beginnen.
 Les motifs signalés par ● ont été pivotés. Vérifiez l'emplacement de votre motif avant de commencer à broder.
 Patronen die zijn gemarkeerd met ● zijn gedraaid. Controleer de plaats van uw ontwerp voordat u gaat borduren.
 I ricami contrassegnati dal simbolo ● appaiono ruotati. Prima di procedere verificare la posizione del ricamo.
 Los patrones marcados con ● se han girado. Compruebe la colocación del diseño antes de bordar.
 Os padrões marcados com ● foram invertidos. Verifique o posicionamento do seu desenho antes de bordar.
 Дизайны, отмеченные знаком ●, повернуты. Проверьте расположение дизайна перед началом вышивания.

No.18



16 min	
1	(509)
2	(030)
3	(206)
4	(126)
5	(328)
6	(337)
7	(323)
8	(017)
9	(206)
10	(126)
↓	73.2 mm
↔	93.0 mm

No.22



4 min	
1	(058)
2	(209)
3	(202)
4	(323)
5	(513)
6	(515)
↓	30.1 mm
↔	33.0 mm

No.27



28 min					
1	(307)	8	(812)	15	(612)
2	(517)	9	(307)	16	(812)
3	(513)	10	(517)	17	(612)
4	(515)	11	(513)	18	(807)
5	(807)	12	(515)	19	(812)
6	(517)	13	(807)		
7	(612)	14	(517)		
↓	106.6 mm ↔ 106.8 mm				

No.19



50 min					
1	(507)	7	(107)	13	(001)
2	(534)	8	(202)	14	(017)
3	(507)	9	(206)	15	(800)
4	(001)	10	(507)	16	(107)
5	(017)	11	(534)	17	(202)
6	(800)	12	(507)	18	(206)
↓	123.2 mm ↔ 120.6 mm				

No.23



13 min					
1	(214)	5	(515)	9	(612)
2	(323)	6	(513)	10	(620)
3	(339)	7	(209)	11	(339)
4	(030)	8	(208)		
↓	52.8 mm ↔ 69.3 mm				

No.28



17 min					
1	(348)	6	(058)	11	(058)
2	(214)	7	(208)	12	(348)
3	(126)	8	(214)	13	(339)
4	(208)	9	(126)		
5	(513)	10	(348)		
↓	55.9 mm ↔ 122.9 mm				

No.24



8 min	
1	(328)
2	(323)
3	(415)
4	(339)
5	(517)
6	(307)
↓	45.8 mm
↔	53.4 mm

No.20



21 min					
1	(001)	9	(001)	17	(001)
2	(323)	10	(323)	18	(323)
3	(513)	11	(513)	19	(507)
4	(507)	12	(507)	20	(513)
5	(513)	13	(513)	21	(206)
6	(206)	14	(206)	22	(208)
7	(208)	15	(208)	23	(328)
8	(328)	16	(328)		
↓	76.3 mm ↔ 76.4 mm				

No.25



20 min	
1	(517)
2	(323)
3	(214)
4	(348)
5	(800)
6	(214)
7	(330)
8	(030)
9	(214)
↓	88.9 mm
↔	112.0 mm

No.29



43 min					
1	(348)	12	(348)	23	(517)
2	(214)	13	(214)	24	(348)
3	(515)	14	(333)	25	(214)
4	(214)	15	(328)	26	(515)
5	(333)	16	(323)	27	(328)
6	(517)	17	(515)	28	(323)
7	(323)	18	(214)	29	(058)
8	(058)	19	(517)	30	(214)
9	(348)	20	(323)		
10	(515)	21	(348)		
11	(517)	22	(333)		
↓	123.4 mm ↔ 123.6 mm				

No.21



28 min	
1	(205)
2	(900)
3	(707)
4	(001)
5	(707)
6	(005)
7	(070)
8	(030)
9	(900)
↓	77.5 mm
↔	74.1 mm

No.26



14 min	
1	(307)
2	(517)
3	(513)
4	(515)
5	(612)
6	(807)
7	(517)
8	(812)
↓	74.3 mm
↔	75.8 mm

Embroidery Pattern Color Change Table
Stickmuster-Farbtabelle
Tableau de changement de couleur des motifs de broderie
Kleurwijzigingstabel voor de borduurpatronen
Tabella di cambiamento colori dei ricami
Tabla de cambio de color para patrones de bordado
Tabela de alteração de cor do padrão de bordado
Таблицы цветов нитей для вышивок



No.30

47 min		
1	(399)	
2	(328)	
3	(206)	
4	(337)	
5	(339)	
6	(517)	
7	(328)	
8	(058)	
9	(542)	
10	(399)	
11	(058)	
12	(328)	
13	(517)	
14	(206)	
15	(339)	
16	(337)	
17	(542)	
18	(058)	
19	(542)	
20	(399)	
21	(328)	
22	(206)	
23	(339)	
24	(542)	
25	(517)	
26	(058)	
27	(399)	
28	(206)	
29	(517)	
30	(339)	
31	(328)	
32	(058)	
33	(542)	

⇅ 148.1 mm ⇆ 114.0 mm



No.31

13 min		
1	(406)	
2	(507)	
3	(513)	
4	(205)	
5	(513)	
6	(612)	
7	(019)	
8	(001)	
9	(086)	
10	(328)	
11	(800)	
12	(205)	

⇅ 56.1 mm ⇆ 71.7 mm

No.32



4 min		
1	(323)	
2	(208)	
3	(507)	
4	(800)	

⇅ 49.4 mm
⇆ 40.2 mm

No.33



8 min		
1	(001)	
2	(017)	
3	(206)	
4	(807)	
5	(612)	
6	(515)	

⇅ 54.5 mm
⇆ 76.3 mm



No.34

7 min		
1	(001)	
2	(800)	
3	(817)	
4	(214)	
5	(209)	
6	(900)	

⇅ 60.8 mm
⇆ 30.4 mm



No.35

7 min		
1	(030)	

⇅ 77.8 mm
⇆ 75.2 mm



No.36

14 min		
1	(058)	
2	(515)	
3	(800)	
4	(206)	
5	(323)	
6	(058)	
7	(534)	

⇅ 56.0 mm
⇆ 89.4 mm



No.39

24 min		
1	(399)	
2	(348)	
3	(507)	
4	(800)	
5	(348)	
6	(507)	
7	(800)	
8	(348)	

⇅ 95.8 mm
⇆ 102.3 mm



No.40

12 min		
1	(507)	
2	(328)	
3	(001)	
4	(800)	
5	(328)	

⇅ 52.8 mm
⇆ 98.5 mm



No.37

18 min		
1	(328)	
2	(348)	
3	(126)	
4	(206)	
5	(107)	
6	(001)	
7	(507)	
8	(328)	
9	(107)	

⇅ 92.4 mm
⇆ 90.7 mm



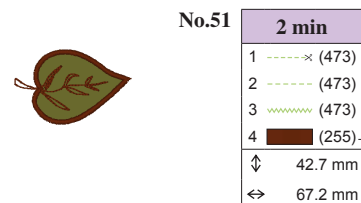
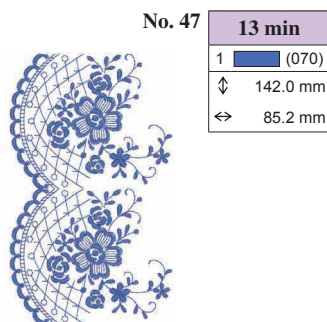
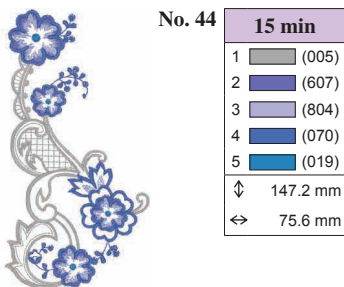
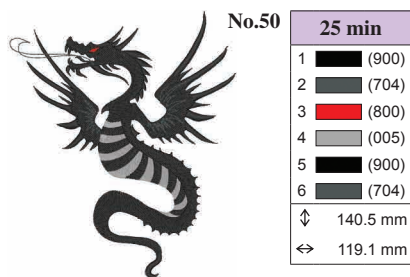
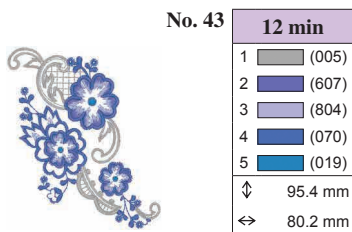

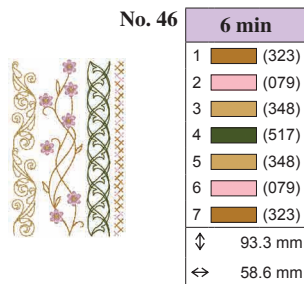
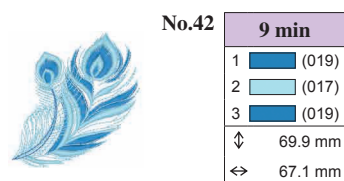
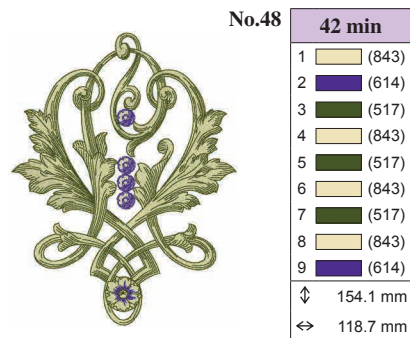
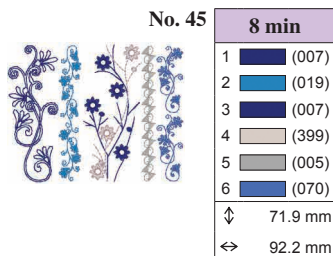
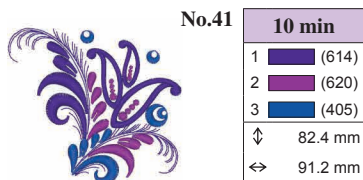
No.38

14 min		
1	(058)	
2	(307)	
3	(206)	
4	(001)	
5	(058)	
6	(507)	
7	(800)	
8	(019)	
9	(030)	
10	(017)	
11	(019)	
12	(001)	

⇅ 75.1 mm
⇆ 100.1 mm

- “Other” designs
- « Autres » motifs
- Ricami “Vari”
- “Outros” desenhos

- Sonstige Designs
- “Andere” ontwerpen
- “Otros” diseños
- Другие рисунки



Country

- ♥ Refer to the machine's operation manual for details on how to embroider appliqués.
- ♥ Weitere Hinweise zum Sticken von Applikationen finden Sie in der Bedienungsanleitung der Maschine.
- ♥ Reportez-vous au manuel d'instructions de la machine pour plus d'informations sur la broderie des appliqués.
- ♥ Meer bijzonderheden over het borduren van applicaties vindt u in de Bedieningshandleiding bij de machine.
- ♥ Consultare il manuale d'istruzione per i dettagli relativi al ricamo di appliqué.
- ♥ Consulte las instrucciones detalladas acerca de cómo bordar adornos en el Manual de instrucciones de la máquina.
- ♥ Consulte o manual de operações da máquina para obter detalhes sobre como bordar apliques.
- ♥ Инструкции по вышиванию аппликаций приведены в руководстве пользователя машины.

- ◆ Embroidery Patterns Group #2
- ◆ Motifs de broderie Groupe #2
- ◆ Gruppo ricami #2
- ◆ Grupo de padrões de bordado #2
- ◆ Stickmuster Gruppe #2
- ◆ Borduurpatronengroep #2
- ◆ Grupo de patrones de bordado #2
- ◆ Группа дизайнов для вышивания #2



No.1 32 min

1	(017)
2	(124)
3	(502)
4	(126)
5	(124)
6	(399)
7	(005)
8	(030)
9	(208)
10	(707)
11	(001)
12	(017)
13	(502)
14	(124)
15	(001)
16	(126)

↓ 171.3 mm
 ↔ 123.0 mm



No.4 16 min

1	(607)
2	(507)
3	(005)
4	(607)
5	(405)
6	(005)

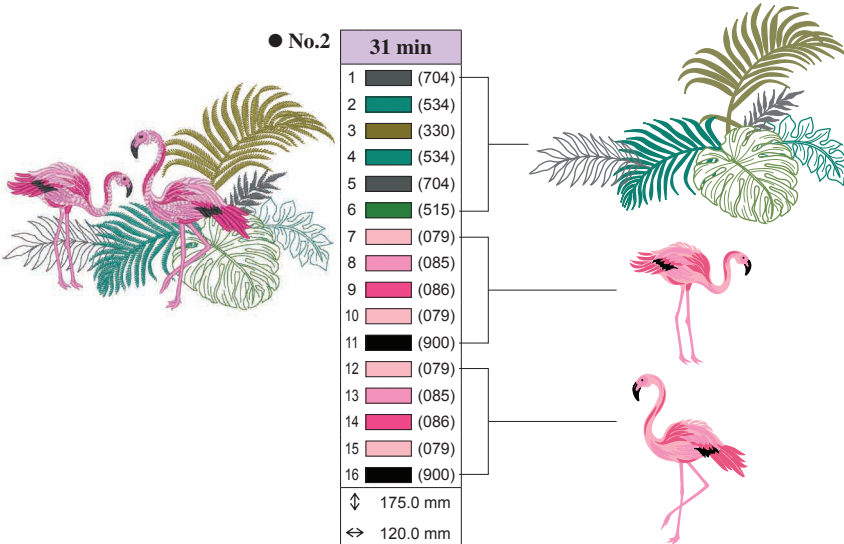
↓ 98.6 mm
 ↔ 66.8 mm



No.2 31 min

1	(704)
2	(534)
3	(330)
4	(534)
5	(704)
6	(515)
7	(079)
8	(085)
9	(086)
10	(079)
11	(900)
12	(079)
13	(085)
14	(086)
15	(079)
16	(900)

↓ 175.0 mm
 ↔ 120.0 mm



No.5 19 min

1	(337)
2	(214)
3	(515)
4	(214)

↓ 118.9 mm
 ↔ 71.1 mm



No.3 21 min

1	(534)
2	(337)
3	(208)
4	(209)
5	(534)

↓ 131.5 mm
 ↔ 122.1 mm



No.6 7 min

1	(030)
---	-------

↓ 117.4 mm
 ↔ 119.1 mm





No.7 **28 min**

1	(001)	
2	(804)	*
3	(804)	*
4	(804)	*
5	(804)	
6	(124)	*
7	(124)	*
8	(124)	*
9	(124)	
10	(017)	
11	(804)	
12	(085)	

↓ 172.3 mm
↔ 123.1 mm



No.9 **41 min**

1	(348)	10	(086)
2	(348)	11	(620)
3	(348)	12	(126)
4	(348)	13	(019)
5	(010)	14	(086)
6	(337)	15	(010)
7	(513)	16	(126)
8	(058)	17	(019)
9	(206)		

↓ 175.6 mm ↔ 122.1 mm



No.8 **37 min**

1	(810)	*
2	(810)	*
3	(810)	*
4	(810)	*
5	(086)	*
6	(804)	*

↓ 174.9 mm
↔ 125.6 mm



No.10 **13 min**

1	(513)	13	(126)	*
2	(513)	14	(126)	*
3	(513)	15	(126)	*
4	(542)	16	(513)	*
5	(542)	17	(542)	*
6	(542)	18	(206)	*
7	(206)	19	(085)	*
8	(206)	20	(126)	*
9	(206)	21	(058)	*
10	(085)	22	(206)	*
11	(085)			
12	(085)			

↓ 165.6 mm ↔ 96.7 mm

- ♥ Refer to the machine's operation manual for details on how to embroider appliqués.
- ♥ Weitere Hinweise zum Sticken von Applikationen finden Sie in der Bedienungsanleitung der Maschine.
- ♥ Reportez-vous au manuel d'instructions de la machine pour plus d'informations sur la broderie des appliqués.
- ♥ Meer bijzonderheden over het borduren van applicaties vindt u in de Bedieningshandleiding bij de machine.
- ♥ Consultare il manuale d'istruzione per i dettagli relativi al ricamo di appliqué.
- ♥ Consulte las instrucciones detalladas acerca de cómo bordar adornos en el Manual de instrucciones de la máquina.
- ♥ Consulte o manual de operações da máquina para obter detalhes sobre como bordar apliques.
- ♥ Инструкции по вышиванию аппликаций приведены в руководстве пользователя машины.

Patterns marked with ● have been rotated. Check your design placement prior to embroidering.

Muster, die mit ● gekennzeichnet sind, wurden gedreht. Überprüfen Sie die Platzierung Ihres Designs, bevor Sie mit Sticken beginnen.

Les motifs signalés par ● ont été pivotés. Vérifiez l'emplacement de votre motif avant de commencer à broder.

Patronen die zijn gemarkeerd met ● zijn gedraaid. Controleer de plaats van uw ontwerp voordat u gaat borduren.

I ricami contrassegnati dal simbolo ● appaiono ruotati. Prima di procedere verificare la posizione del ricamo.


Los patrones marcados con ● se han girado. Compruebe la colocación del diseño antes de bordar.

Os padrões marcados com ● foram invertidos. Verifique o posicionamento do seu desenho antes de bordar.

Дизайны, отмеченные знаком ●, повернуты. Проверьте расположение дизайна перед началом вышивания.

Embroidery Pattern Color Change Table
Stickmuster-Farbtabelle
Tableau de changement de couleur des motifs de broderie
Kleurwijzigingstabel voor de borduurpatronen
Tabella di cambiamento colori dei ricami
Tabla de cambio de color para patrones de bordado
Tabela de alteração de cor do padrão de bordado
Таблицы цветов нитей для вышивок

● No.11



9 min	
1	(086)
2	(001)
3	(620)
4	(085)
↓	174.0 mm
↔	116.4 mm

No.12

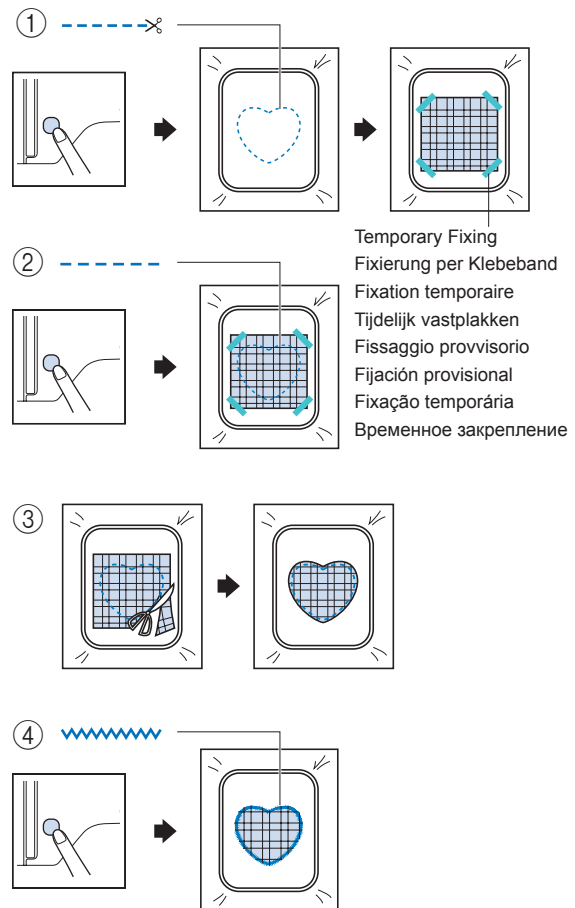


18 min	
1	(019)
2	(900)
3	(001)
4	(086)
5	(070)
6	(900)
7	(027)
8	(027)
9	(027)
10	(027)
↓	165.9 mm
↔	103.3 mm


Recommendation: Organza
 Empfohlen: Organza
 Recommendation : Organdi
 Aanbevolen: Organza
 Consigliato per: Organza
 Recomendación: Organdi
 Recomendação: Organdi
 Рекомендация: Органди

- 2 For this special appliqué pattern, keep the base fabric in the frame until a sequence of all items is completed.
- 2 Für dieses Sonderapplikationsmuster müssen Sie den Grundstoff in den Rahmen eingespannt lassen, bis die gesamte Abfolge der Elemente gestickt wurde.
- 2 Pour ce motif appliqué spécial, gardez le tissu de base dans le cadre jusqu'à ce qu'une séquence de tous les éléments soit terminée.
- 2 Houd voor dit speciale applicatiepatroon de basisstof in het borduurraam, totdat alles stuk voor stuk is voltooid.
- 2 Per questo ricamo speciale per applicazioni, tenere il tessuto base nel telaio fino a completare una sequenza di tutti gli elementi.
- 2 Para este patrón de aplique especial, mantenga el tejido base en el bastidor hasta que se complete una secuencia de todos los elementos.
- 2 Para este padrão especial de aplique, mantenha o tecido base no bastidor até que seja concluída a sequência de todos os itens.
- 2 При работе с этим специальным рисунком для аппликации оставьте ткань в пяльцах до завершения всей цепочки элементов.

*



● No.13



59 min

1	(502)
2	(812)
3	(124)
4	(804)
5	(085)
6	(086)
↓	173.6 mm
↔	119.0 mm


● No.18



16 min

1	(019)
2	(810)
3	(005)
4	(542)
↓	161.3 mm
↔	58.0 mm

● No.14



28 min

1	(001)
2	(205)
3	(206)
4	(208)
5	(515)
6	(206)
7	(513)
8	(515)
↓	172.0 mm
↔	92.6 mm

● No.19



13 min

1	(007)
2	(079)
3	(086)
4	(208)
5	(007)
↓	175.7 mm
↔	55.6 mm


● No.15



8 min

1	(810)
2	(542)
3	(070)
4	(607)
↓	173.5 mm
↔	95.7 mm


● No.20



32 min

1	(502)
2	(804)
3	(607)
4	(001)
5	(206)
6	(126)
↓	173.7 mm
↔	116.1 mm

● No.16



32 min

1	(001)	8	(079)	15	(086)
2	(086)	9	(019)	16	(001)
3	(079)	10	(086)	17	(086)
4	(019)	11	(001)	18	(079)
5	(086)	12	(086)	19	(019)
6	(001)	13	(079)	20	(086)
7	(086)	14	(019)		
↓ 175.8 mm ↔ 76.5 mm					


● No.17





14 min


1	(399)
2	(005)
3	(328)
↓	175.3 mm
↔	82.7 mm

Embroidery Pattern Color Change Table
Stickmuster-Farbtabelle
Tableau de changement de couleur des motifs de broderie
Kleurwijzigingstabel voor de borduurpatronen
Tabella di cambiamento colori dei ricami
Tabla de cambio de color para patrones de bordado
Tabela de alteração de cor do padrão de bordado
Таблицы цветов нитей для вышивок





No.21	2 min
1	 (337)
↕	173.9 mm
↔	126.1 mm





● No.24	4 min
1	 (405)
↕	175.5 mm
↔	125.9 mm




No.22	2 min
1	 (330)
↕	175.4 mm
↔	125.1 mm



No.25	3 min
1	 (405)
↕	125.9 mm
↔	125.9 mm



No.23	2 min
1	 (019)
↕	172.4 mm
↔	125.5 mm

Patterns marked with ● have been rotated. Check your design placement prior to embroidering.

Muster, die mit ● gekennzeichnet sind, wurden gedreht. Überprüfen Sie die Platzierung Ihres Designs, bevor Sie mit Sticken beginnen.

Les motifs signalés par ● ont été pivotés. Vérifiez l'emplacement de votre motif avant de commencer à broder.

Patronen die zijn gemarkeerd met ● zijn gedraaid. Controleer de plaats van uw ontwerp voordat u gaat borduren.

I ricami contrassegnati dal simbolo ● appaiono ruotati. Prima di procedere verificare la posizione del ricamo.

Los patrones marcados con ● se han girado. Compruebe la colocación del diseño antes de bordar.

Os padrões marcados com ● foram invertidos. Verifique o posicionamento do seu desenho antes de bordar.

Дизайны, отмеченные знаком ●, повернуты. Проверьте расположение дизайна перед началом вышивания.

◆ Brother “Exclusives” Patterns

◆ Motifs Brother « exclusifs »

◆ Ricami “Esclusivi” Brother

◆ Padrões “Exclusivos” da Brother

◆ Brother-Exklusiv-Muster

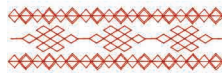
◆ Brother patronen “Exclusief”

◆ Patrones “Exclusivos” de Brother

◆ Эксклюзивные дизайны от Brother




No.1	
4 min	
1	■ (542)
2	■ (337)
↓	52.0 mm
↔	85.8 mm



No.7	
3 min	
1	■ (800)
↓	32.6 mm
↔	113.7 mm



No.2	
7 min	
1	■ (542)
2	■ (337)
↓	139.7 mm
↔	27.6 mm



No.8	
10 min	
1	■ (405)
2	■ (399)
3	■ (800)
↓	111.9 mm
↔	111.4 mm



● No.13

33 min					
1	■ (399)	5	■ (405)		
2	■ (017)	6	■ (017)		
3	■ (001)	7	■ (001)		
4	■ (017)	8	■ (405)		
↓ 147.0 mm ↔ 80.0 mm					



No.3	
5 min	
1	■ (607)
2	■ (612)
↓	72.4 mm
↔	74.2 mm



No.9	
11 min	
1	■ (328)
↓	83.1 mm
↔	68.0 mm



No.14



No.4	
13 min	
1	■ (612)
2	■ (001)
3	■ (086)
4	■ (027)
5	■ (086)
↓	73.7 mm
↔	80.0 mm



No.10	
26 min	
1	■ (005)
↓	132.3 mm
↔	113.4 mm

62 min											
1	■ (515)	9	■ (515)								
2	■ (808)	10	■ (808)								
3	■ (086)	11	■ (086)								
4	■ (079)	12	■ (124)								
5	■ (124)	13	■ (079)								
6	■ (086)	14	■ (086)								
7	■ (807)	15	■ (807)								
8	■ (124)										
↓ 128.5 mm ↔ 116.0 mm											



No.5	
13 min	
1	■ (515)
2	■ (415)
3	■ (399)
4	■ (124)
5	■ (085)
6	■ (086)
7	■ (415)
8	■ (202)
↓	123.3 mm
↔	64.0 mm




No.11	
12 min	
1	■ (406)
↓	95.9 mm
↔	89.9 mm



No.15

27 min			
1	■ (079)		
2	■ (124)		
3	■ (086)		
4	■ (807)		
5	■ (515)		
6	■ (808)		
7	■ (079)		
8	■ (124)		
9	■ (807)		
10	■ (086)		
↓	77.4 mm		
↔	94.9 mm		



No.6	
3 min	
1	■ (399)
2	■ (079)
3	■ (800)
4	■ (107)
5	■ (507)
↓	56.8 mm
↔	41.7 mm




No.12	
9 min	
1	■ (420)
2	■ (405)
↓	165.0 mm
↔	40.7 mm



Embroidery Pattern Color Change Table
Stickmuster-Farbtabelle
Tableau de changement de couleur des motifs de broderie
Kleurwijzigingstabel voor de borduurpatronen
Tabella di cambiamento colori dei ricami
Tabla de cambio de color para patrones de bordado
Tabela de alteração de cor do padrão de bordado
Таблицы цветов нитей для вышивок


No.16 **18 min**



1	(086)
2	(124)
3	(807)
4	(515)
5	(808)
6	(086)
7	(079)
8	(124)
9	(086)
10	(807)

↓ 49.8 mm
↔ 83.8 mm


No.20 **14 min**



1	(017)	7	(420)
2	(420)	8	(017)
3	(019)	9	(019)
4	(502)	10	(017)
5	(027)	11	(420)
6	(339)	12	(019)

↓ 43.2 mm ↔ 69.9 mm


No.23 **11 min**



1	(030)	5	(005)	9	(001)
2	(019)	6	(017)	10	(405)
3	(001)	7	(019)	11	(030)
4	(405)	8	(206)	12	(017)

↓ 48.4 mm ↔ 91.4 mm


No.17 **17 min**



1	(399)
2	(817)
3	(079)
4	(124)
5	(086)
6	(107)
7	(086)
8	(124)
9	(086)
10	(107)

↓ 56.2 mm
↔ 70.1 mm


No.21 **19 min**



1	(017)	13	(017)
2	(420)	14	(420)
3	(019)	15	(019)
4	(502)	16	(502)
5	(027)	17	(027)
6	(339)	18	(339)
7	(420)	19	(420)
8	(017)	20	(017)
9	(019)	21	(019)
10	(017)	22	(017)
11	(420)	23	(420)
12	(019)	24	(019)

↓ 28.5 mm ↔ 125.7 mm

No.24 **4 min**




1	(334)
2	(003)
3	(334)
4	(020)
5	(148)
6	(575)
7	(003)

↓ 67.7 mm
↔ 56.4 mm

Country 


No.18 **6 min**



1	(507)	5	(079)
2	(124)	6	(030)
3	(030)	7	(339)
4	(502)		

↓ 25.4 mm ↔ 41.5 mm


No.22 **6 min**



1	(214)
2	(019)
3	(058)
4	(001)
5	(208)
6	(205)
7	(337)
8	(800)
9	(058)

↓ 71.7 mm
↔ 26.7 mm

No.25 **5 min**




1	(043)
2	(444)
3	(003)
4	(575)
5	(043)
6	(336)

↓ 51.1 mm
↔ 84.1 mm

Country 

● No.19 **21 min**



1	(502)	9	(030)	17	(502)
2	(507)	10	(339)	18	(124)
3	(079)	11	(800)	19	(030)
4	(800)	12	(507)	20	(079)
5	(502)	13	(079)	21	(339)
6	(339)	14	(124)	22	(800)
7	(124)	15	(339)		
8	(079)	16	(800)		

↓ 134.9 mm ↔ 76.6 mm

Patterns marked with ● have been rotated. Check your design placement prior to embroidering.

Muster, die mit ● gekennzeichnet sind, wurden gedreht. Überprüfen Sie die Platzierung Ihres Designs, bevor Sie mit Sticken beginnen.

Les motifs signalés par ● ont été pivotés. Vérifiez l'emplacement de votre motif avant de commencer à broder.

Patronen die zijn gemarkeerd met ● zijn gedraaid. Controleer de plaats van uw ontwerp voordat u gaat borduren.


I ricami contrassegnati dal simbolo ● appaiono ruotati. Prima di procedere verificare la posizione del ricamo.

Los patrones marcados con ● se han girado. Compruebe la colocación del diseño antes de bordar.

Os padrões marcados com ● foram invertidos. Verifique o posicionamento do seu desenho antes de bordar.

Дизайны, отмеченные знаком ●, повернуты. Проверьте расположение дизайна перед началом вышивания.


No.26 **23 min**



1	(206)
2	(085)
3	(019)
4	(085)
5	(704)
6	(209)
7	(030)

↓ 93.7 mm
↔ 56.8 mm


No.32 **15 min**



1	(001)
2	(420)
3	(206)
4	(086)
5	(704)
6	(209)
7	(030)

↓ 93.7 mm
↔ 53.0 mm


No.34 **20 min**



1	(513)
2	(001)
3	(206)
4	(515)
5	(704)
6	(209)
7	(030)

↓ 95.1 mm
↔ 60.1 mm

No.40




58 min

1	(812)	3	(017)
2	(019)	4	(007)

↓ 126.6 mm ↔ 108.8 mm


No.27 **12 min**



1	(420)
2	(406)
3	(019)
4	(704)
5	(209)
6	(030)

↓ 94.3 mm
↔ 41.0 mm


No.33 **13 min**



1	(405)
2	(027)
3	(019)
4	(704)
5	(209)
6	(030)

↓ 93.0 mm
↔ 52.9 mm


No.35 **17 min**



1	(019)
2	(534)
3	(509)
4	(704)
5	(209)
6	(030)

↓ 95.9 mm
↔ 57.8 mm

No.41




5 min

1	(800)	5	(086)
2	(800)	6	(085)
3	(800)	7	(058)
4	(800)	8	(001)

↓ 47.8 mm ↔ 79.4 mm

No.28 **17 min**



1	(209)
2	(206)
3	(704)
4	(209)
5	(030)

↓ 94.8 mm
↔ 56.3 mm


No.36 **14 min**



1	(001)
2	(205)
3	(079)
4	(214)
5	(058)

↓ 78.6 mm
↔ 51.2 mm


No.42 **3 min**



1	(058)
2	(058)
3	(058)
4	(058)

↓ 35.5 mm
↔ 85.0 mm


No.29 **13 min**



1	(086)
2	(124)
3	(704)
4	(209)
5	(030)

↓ 93.8 mm
↔ 55.5 mm

No.37




18 min

1	(214)	6	(019)	11	(085)
2	(333)	7	(205)	12	(800)
3	(612)	8	(339)	13	(614)
4	(107)	9	(502)	14	(900)
5	(001)	10	(005)	15	(205)

↓ 166.3 mm ↔ 82.3 mm

No.43




9 min

1	(900)	3	(900)
2	(900)	4	(707)

↓ 145.4 mm ↔ 56.0 mm


No.30 **15 min**



1	(085)
2	(205)
3	(019)
4	(704)
5	(209)
6	(030)

↓ 92.4 mm
↔ 53.3 mm


No.38 **8 min**



1	(512)	7	(745)
2	(505)	8	(463)
3	(512)	9	(575)
4	(512)	10	(463)
5	(505)	11	(575)
6	(505)	12	(043)

↓ 56.3 mm ↔ 85.9 mm


No.44 **5 min**



1	(800)
2	(800)
3	(800)
4	(007)

↓ 129.9 mm
↔ 62.4 mm


No.31 **16 min**



1	(807)
2	(085)
3	(019)
4	(704)
5	(209)
6	(030)

↓ 91.9 mm
↔ 50.5 mm

No.39 **3 min**



1	(149)	5	(463)
2	(463)	6	(149)
3	(463)	7	(149)
4	(463)	8	(000)

↓ 76.2 mm ↔ 59.3 mm

Embroidery Pattern Color Change Table
Stickmuster-Farbtabelle
Tableau de changement de couleur des motifs de broderie
Kleurwijzigingstabel voor de borduurpatronen
Tabella di cambiamento colori dei ricami
Tabla de cambio de color para patrones de bordado
Tabela de alteração de cor do padrão de bordado
Таблицы цветов нитей для вышивок



No.45		35 min
1	-----x (017)	
2	----- (017)	
3	----- (017)	
4	■ (007)	
5	■ (005)	
6	■ (406)	
7	■ (019)	
↕	177.6 mm	
↔	114.2 mm	



No.50		3 min
1	■ (214)	
2	■ (330)	
↕	95.3 mm	
↔	83.5 mm	



● No.51		3 min
1	■ (330)	
↕	162.8 mm	
↔	44.2 mm	



No.46		3 min
1	■ (158)	
↕	90.1 mm	
↔	90.2 mm	



No.52		5 min
1	■ (517)	
2	■ (330)	
↕	63.5 mm	
↔	103.8 mm	




No.47		4 min
1	■ (158)	
↕	84.8 mm	
↔	90.8 mm	



● No.53		1 min
1	■ (817)	
↕	149.9 mm	
↔	63.1 mm	



● No.48		14 min
1	■ (158)	
↕	176.7 mm	
↔	82.0 mm	



● No.54		2 min
1	■ (800)	
↕	163.1 mm	
↔	56.3 mm	



No.49		3 min
1	■ (158)	
↕	73.8 mm	
↔	70.1 mm	



● No.55		1 min
1	■ (328)	
↕	155.8 mm	
↔	73.8 mm	

- ♥ Refer to the machine's operation manual for details on how to embroider appliqués.
- ♥ Weitere Hinweise zum Sticken von Applikationen finden Sie in der Bedienungsanleitung der Maschine.
- ♥ Reportez-vous au manuel d'instructions de la machine pour plus d'informations sur la broderie des appliqués.
- ♥ Meer bijzonderheden over het borduren van applicaties vindt u in de Bedieningshandleiding bij de machine.
- ♥ Consultare il manuale d'istruzione per i dettagli relativi al ricamo di appliqué.
- ♥ Consulte las instrucciones detalladas acerca de cómo bordar adornos en el Manual de instrucciones de la máquina.
- ♥ Consulte o manual de operações da máquina para obter detalhes sobre como bordar apliques.
- ♥ Инструкции по вышиванию аппликаций приведены в руководстве пользователя машины.

Patterns marked with ● have been rotated. Check your design placement prior to embroidering.

Muster, die mit ● gekennzeichnet sind, wurden gedreht. Überprüfen Sie die Platzierung Ihres Designs, bevor Sie mit Sticken beginnen.

Les motifs signalés par ● ont été pivotés. Vérifiez l'emplacement de votre motif avant de commencer à broder.

Patronen die zijn gemarkeerd met ● zijn gedraaid. Controleer de plaats van uw ontwerp voordat u gaat borduren.

I ricami contrassegnati dal simbolo ● appaiono ruotati. Prima di procedere verificare la posizione del ricamo.

Los patrones marcados con ● se han girado. Compruebe la colocación del diseño antes de bordar.

Os padrões marcados com ● foram invertidos. Verifique o posicionamento do seu desenho antes de bordar.

Дизайны, отмеченные знаком ●, повернуты. Проверьте расположение дизайна перед началом вышивания.

◆ Floral Alphabet #1

◆ Alphabet floral #1

◆ Alfabeto floreale #1

◆ Alfabeto floral #1

◆ Blumenbuchstaben #1

◆ Bloemenalfabet #1

◆ Alfabeto floral #1

◆ Цветочный шрифт #1



No.1 **12 min**

1		(214)
2		(348)
3		(019)
4		(515)
5		(030)
↓	136.7 mm	
↔	125.8 mm	

No.6 **9 min**

1		(214)
2		(348)
3		(515)
4		(030)
5		(019)
↓	117.8 mm	
↔	88.9 mm	

No.11 **13 min**

1		(214)
2		(348)
3		(019)
4		(515)
5		(030)
↓	105.4 mm	
↔	117.7 mm	

No.2 **13 min**

1		(214)
2		(348)
3		(030)
4		(515)
5		(019)
↓	121.4 mm	
↔	92.0 mm	

No.7 **13 min**

1		(214)
2		(348)
3		(515)
4		(030)
5		(019)
↓	139.9 mm	
↔	100.2 mm	

No.12 **9 min**

1		(214)
2		(348)
3		(030)
4		(515)
5		(019)
↓	105.3 mm	
↔	100.1 mm	

No.3 **10 min**

1		(214)
2		(348)
3		(030)
4		(515)
5		(019)
↓	123.1 mm	
↔	102.6 mm	

No.8 **11 min**

1		(214)
2		(348)
3		(515)
4		(030)
5		(019)
↓	127.6 mm	
↔	105.8 mm	

No.13 **14 min**

1		(214)
2		(348)
3		(515)
4		(019)
5		(030)
↓	144.6 mm	
↔	125.8 mm	

No.4 **12 min**

1		(214)
2		(348)
3		(515)
4		(030)
5		(019)
↓	109.5 mm	
↔	104.7 mm	

No.9 **7 min**

1		(214)
2		(348)
3		(019)
4		(515)
5		(030)
↓	123.6 mm	
↔	63.8 mm	

No.14 **12 min**

1		(214)
2		(348)
3		(515)
4		(030)
5		(019)
↓	110.6 mm	
↔	108.6 mm	

No.5 **11 min**

1		(214)
2		(348)
3		(030)
4		(515)
5		(019)
↓	123.1 mm	
↔	102.7 mm	

No.10 **7 min**


1		(214)
2		(348)
3		(030)
4		(515)
5		(019)
↓	140.8 mm	
↔	80.4 mm	

No.15 **11 min**

1		(214)
2		(348)
3		(030)
4		(515)
5		(019)
↓	102.8 mm	
↔	91.1 mm	

Embroidery Pattern Color Change Table
Stickmuster-Farbtabelle
Tableau de changement de couleur des motifs de broderie
Kleurwijzigingstabel voor de borduurpatronen
Tabella di cambiamento colori dei ricami
Tabla de cambio de color para patrones de bordado
Tabela de alteração de cor do padrão de bordado
Таблицы цветов нитей для вышивок


No.16 **11 min**



1		(214)
2		(348)
3		(030)
4		(515)
5		(019)

↓ 112.1 mm
↔ 101.7 mm


No.22 **9 min**



1		(214)
2		(348)
3		(019)
4		(515)
5		(030)

↓ 126.0 mm
↔ 123.4 mm


No.27 **1 min**



1		(214)
2		(030)
3		(515)

↓ 18.2 mm
↔ 22.4 mm


No.17 **12 min**



1		(214)
2		(348)
3		(019)
4		(515)
5		(030)

↓ 120.7 mm
↔ 93.2 mm


No.23 **14 min**



1		(214)
2		(348)
3		(030)
4		(515)
5		(019)

↓ 102.2 mm
↔ 125.7 mm


No.28 **5 min**



1		(214)
2		(515)
3		(019)
4		(030)

↓ 173.6 mm
↔ 43.3 mm


No.18 **13 min**



1		(214)
2		(348)
3		(019)
4		(515)
5		(030)

↓ 113.9 mm
↔ 110.4 mm


No.24 **13 min**



1		(214)
2		(348)
3		(515)
4		(030)
5		(019)

↓ 103.7 mm
↔ 121.6 mm

No.29 **6 min**



1		(019)
2		(214)
3		(030)

↓ 172.8 mm
↔ 57.3 mm


No.19 **11 min**



1		(214)
2		(348)
3		(019)
4		(515)
5		(030)

↓ 121.0 mm
↔ 93.8 mm


No.25 **10 min**



1		(214)
2		(348)
3		(019)
4		(515)
5		(030)

↓ 138.1 mm
↔ 120.0 mm


No.30 **6 min**



1		(214)
2		(030)
3		(019)

↓ 175.8 mm
↔ 40.3 mm


No.20 **10 min**



1		(214)
2		(348)
3		(019)
4		(515)
5		(030)

↓ 102.5 mm
↔ 104.1 mm

No.26 **11 min**




1		(214)
2		(348)
3		(019)
4		(515)
5		(030)

↓ 104.8 mm
↔ 120.9 mm

◆ Example ◆ Beispiel ◆ Ejemplo
◆ Voorbeeld ◆ Esemplio ◆ Ejemplo
◆ Exemplo ◆ Пример


12 min



1		(214)
2		(348)
3		(019)
4		(515)
5		(030)

↓ 136.7 mm
↔ 125.8 mm

No.21 **9 min**



1		(214)
2		(348)
3		(515)
4		(019)
5		(030)

↓ 103.2 mm
↔ 108.0 mm

Patterns marked with ● have been rotated. Check your design placement prior to embroidering.

Muster, die mit ● gekennzeichnet sind, wurden gedreht. Überprüfen Sie die Platzierung Ihres Designs, bevor Sie mit Sticken beginnen.

Les motifs signalés par ● ont été pivotés. Vérifiez l'emplacement de votre motif avant de commencer à broder.

Patronen die zijn gemarkeerd met ● zijn gedraaid. Controleer de plaats van uw ontwerp voordat u gaat borduren.

I ricami contrassegnati dal simbolo ● appaiono ruotati. Prima di procedere verificare la posizione del ricamo.

Los patrones marcados con ● se han girado. Compruebe la colocación del diseño antes de bordar.

Os padrões marcados com ● foram invertidos. Verifique o posicionamento do seu desenho antes de bordar.

Дизайны, отмеченные знаком ●, повернуты. Проверьте расположение дизайна перед началом вышивания.

◆ Floral Alphabet #2

◆ Alphabet floral #2

◆ Alfabeto floreale #2

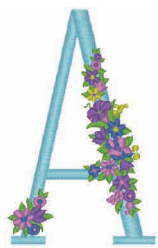
◆ Alfabeto floral #2

◆ Blumenbuchstaben #2

◆ Bloemenalfabet #2

◆ Alfabeto floral #2

◆ Цветочный шрифт #2




No.1

17 min

1	(017)
2	(513)
3	(810)
4	(070)
5	(612)
6	(205)

↓ 125.9 mm
↔ 78.6 mm

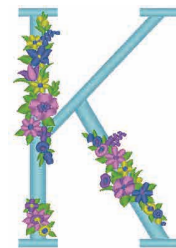


No.6

21 min

1	(017)
2	(513)
3	(070)
4	(810)
5	(205)
6	(612)

↓ 125.9 mm
↔ 81.4 mm

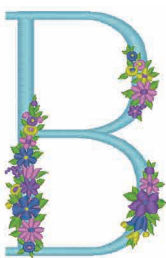


No.11

21 min

1	(017)
2	(513)
3	(810)
4	(612)
5	(205)
6	(070)

↓ 125.8 mm
↔ 87.8 mm




No.2

20 min

1	(017)
2	(513)
3	(810)
4	(205)
5	(070)
6	(612)

↓ 127.4 mm
↔ 83.1 mm




No.7

19 min

1	(017)
2	(513)
3	(205)
4	(612)
5	(070)
6	(810)

↓ 126.6 mm
↔ 84.0 mm




No.12

14 min

1	(017)
2	(513)
3	(810)
4	(205)
5	(612)
6	(070)

↓ 126.0 mm
↔ 77.2 mm



No.3

17 min

1	(017)
2	(513)
3	(810)
4	(205)
5	(612)
6	(070)

↓ 125.8 mm
↔ 81.7 mm

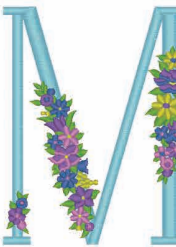


No.8

20 min

1	(017)
2	(513)
3	(612)
4	(810)
5	(205)
6	(070)

↓ 126.0 mm
↔ 90.4 mm

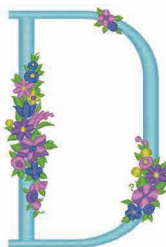


No.13

28 min

1	(017)
2	(513)
3	(205)
4	(612)
5	(810)
6	(070)

↓ 125.9 mm
↔ 103.7 mm



No.4

19 min

1	(017)
2	(513)
3	(205)
4	(810)
5	(612)
6	(070)

↓ 127.2 mm
↔ 86.3 mm




No.9

11 min

1	(017)
2	(513)
3	(612)
4	(810)
5	(070)
6	(205)

↓ 125.9 mm
↔ 26.1 mm

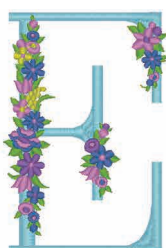


No.14

19 min

1	(017)
2	(513)
3	(070)
4	(810)
5	(612)
6	(205)

↓ 125.8 mm
↔ 86.6 mm




No.5

23 min

1	(017)
2	(513)
3	(810)
4	(070)
5	(612)
6	(205)

↓ 126.1 mm
↔ 85.9 mm



No.10

11 min

1	(017)
2	(513)
3	(612)
4	(810)
5	(070)
6	(205)

↓ 125.8 mm
↔ 49.8 mm



No.15


18 min

1	(017)
2	(513)
3	(612)
4	(810)
5	(070)
6	(205)

↓ 125.3 mm
↔ 95.0 mm


Embroidery Pattern Color Change Table
Stickmuster-Farbtabelle
Tableau de changement de couleur des motifs de broderie
Kleurwijzigingstabel voor de borduurpatronen
Tabella di cambiamento colori dei ricami
Tabla de cambio de color para patrones de bordado
Tabela de alteração de cor do padrão de bordado
Таблицы цветов нитей для вышивок

No.16




15 min	
1	(017)
2	(513)
3	(810)
4	(070)
5	(205)
6	(612)
↕	126.0 mm
↔	73.4 mm

No.20




16 min	
1	(017)
2	(513)
3	(810)
4	(205)
5	(612)
6	(070)
↕	126.1 mm
↔	70.0 mm

No.24




18 min	
1	(017)
2	(513)
3	(070)
4	(810)
5	(205)
6	(612)
↕	126.1 mm
↔	91.6 mm

No.17




24 min	
1	(017)
2	(513)
3	(810)
4	(612)
5	(205)
6	(070)
↕	129.4 mm
↔	95.3 mm

No.21




15 min	
1	(017)
2	(513)
3	(810)
4	(612)
5	(070)
6	(205)
↕	126.1 mm
↔	79.9 mm

No.25




15 min	
1	(017)
2	(513)
3	(070)
4	(810)
5	(612)
6	(205)
↕	125.9 mm
↔	84.8 mm

No.18




20 min	
1	(017)
2	(513)
3	(612)
4	(070)
5	(810)
6	(205)
↕	126.0 mm
↔	83.0 mm

No.22




14 min	
1	(017)
2	(513)
3	(810)
4	(070)
5	(612)
6	(205)
↕	126.0 mm
↔	77.8 mm

No.26




16 min	
1	(017)
2	(513)
3	(810)
4	(205)
5	(612)
6	(070)
↕	125.9 mm
↔	70.0 mm

No.19




17 min	
1	(017)
2	(513)
3	(810)
4	(612)
5	(205)
6	(070)
↕	125.9 mm
↔	70.3 mm

No.23




26 min	
1	(017)
2	(513)
3	(612)
4	(810)
5	(070)
6	(205)
↕	125.8 mm
↔	119.4 mm

No.27




6 min	
1	(513)
2	(612)
3	(810)
4	(070)
5	(205)
↕	95.4 mm
↔	24.7 mm

No.29




1 min	
1	(513)
2	(810)
3	(205)
4	(612)
↕	25.7 mm
↔	17.0 mm

No.31




7 min	
1	(513)
2	(070)
3	(810)
4	(612)
5	(205)
↕	37.6 mm
↔	109.4 mm

No.32




8 min	
1	(513)
2	(070)
3	(810)
4	(612)
5	(205)
↕	41.6 mm
↔	79.8 mm

No.28




3 min	
1	(513)
2	(810)
3	(612)
4	(205)
5	(070)
↕	47.9 mm
↔	20.5 mm

No.30

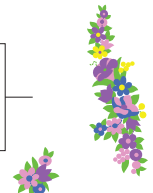


1 min	
1	(513)
2	(070)
3	(810)
↕	17.9 mm
↔	13.1 mm

◆ Example
 ◆ Beispiel
 ◆ Exemple
 ◆ Voorbeeld
 ◆ Esempio
 ◆ Ejemplo
 ◆ Exemplo
 ◆ Пример



17 min	
1	(017)
2	(513)
3	(810)
4	(070)
5	(612)
6	(205)
↕	125.9 mm
↔	78.6 mm



Embroidery Ideas Idées de broderie Idee per ricami Ideias de bordados

Stickideen Borduurideeën Ideas de bordado Примеры вышивок

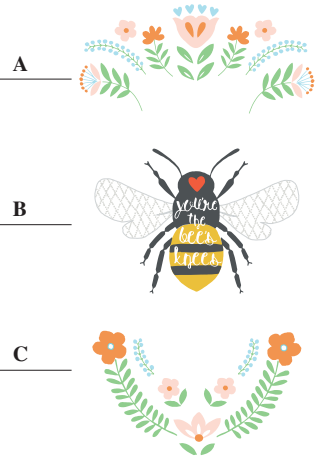
- Combining embroidery patterns
- Combinaison de motifs de broderie
- Combinazione di ricami
- Combinação de padrões de bordado

- Kombinieren von Stickmustern
- Borduurpatronen combineren
- Combinar patrones de bordado
- Комбинирование дизайнов вышивания



No.1

- | | |
|----|-------|
| 1 | (017) |
| 2 | (124) |
| 3 | (502) |
| 4 | (126) |
| 5 | (124) |
| 6 | (399) |
| 7 | (005) |
| 8 | (030) |
| 9 | (208) |
| 10 | (707) |
| 11 | (001) |
| 12 | (017) |
| 13 | (502) |
| 14 | (124) |
| 15 | (001) |
| 16 | (126) |



A x 2



A x 2



A + C




C x 2



C x 3




No.7




- | | |
|----|-------|
| 1 | (001) |
| 2 | (804) |
| 3 | (804) |
| 4 | (804) |
| 5 | (804) |
| 6 | (124) |
| 7 | (124) |
| 8 | (124) |
| 9 | (124) |
| 10 | (017) |
| 11 | (804) |
| 12 | (085) |

No.8



- | | |
|---|-------|
| 1 | (810) |
| 2 | (810) |
| 3 | (810) |
| 4 | (810) |
| 5 | (086) |
| 6 | (804) |


A + D



C + B




No.21 × 6



No.22 × 6




No.23 × 6



No.2 × 2



No.13 × 2























































































































No.15 × 2



Color Thread Conversion Chart
Tableau de conversion des fils de couleur
Tabella di conversione dei colori dei fili
Tabela de conversão das cores de linha

Stickgarn-Farbtabelle
Omzettingstabel voor garencleuren
Tabla de conversión de hilos de color
Таблица преобразования цветов нитей

	Color Name / Name der Farbe / Nom de la couleur / Kleur naam / Nome del colore / Nombre de color / Nome da cor / Наименование цвета	Embroidery	Country	Madeira Polyneon	Madeira Rayon	Sulky	R.A. Polyester
1	Black / Schwarz / Noir / Zwart / Nero / Negro / Preto / Черный	 900	 100	1800	1000	1005	5596
2	White / Weiss / Blanc / Wit / Bianco / Blanco / Branco / Белый	 001	 000	1801	1002	1001	5597
3	Red / Rot / Rouge / Rood / Rosso / Rojo / Vermelho / Красный	 800	 149	1637	1037	1037	5678
4	Pink / Rosa / Rose / Rose / Rosa / Rosado / Rosa / Розовый	 085	 155	1921	1108	1224	5523
5	Deep Rose / Tiefert / Rose foncé / Roserood / Rosa Intenso / Rosa Intenso / Rosa intenso / Темно-розовый	 086	 024	1721	1117	1154	9168
6	Flesh Pink / Fleischfarben / Rose chair / Lichtrose / Rosa Carne / Rosa Claro / Rosa pêssego / Свежий розовый	 124	 152	1915	1015	1064	5677
7	Dark Fuchsia / Dunkelviolett / Fuchsia foncé / Donker Fuchsia / Fuchsia Scuro / Fucsia Oscuro / Fucsia escuro / Темная фуксия	 107	 126	1984	1383	1533	5804
8	Vermillion / Zinnoberrot / Vermillon / Vermil Joen / Rosso Vermiglio / Bermellon / Vermelho intenso / Баряный	 030	 148	1779	1179	1184	9023
9	Carmine / Karminrot / Carmin / Carmijn / Rosso Carminio / Carmin / Carmim / Карминный	 807	 158	1986	1081	1511	5561
10	Royal Purple / Purpur royale / Pourpre royal / Dieppaars / Rosso-Violaceo / Violeta Real / Púrpura real / Яркий пурпурный	 869	 636	1788	1188	1192	5681
11	Magenta / Magenta / Magenta / Magenta / Magenta / Magenta / Magenta / Фуксин	 620	 625	1710	1319	1191	5592
12	Salmon Pink / Lachsrosa / Rose saumon / Zalmrose / Rosa Salmone / Rosa Salmon / Rosa salmão / Оранжево-розовый	 079	 122	1816	1317	1225	5773
13	Amber Red / Bernsteinrot / Rouge ambre / Amber Rood / Rosso Ambra / Rojo Ambar / Vermelho âmbar / Янтарнокрасный	 333	 212	1942	1341	1119	5591
14	Lemon Yellow / Zitronengelb / Jaune citron / Citroengeel / Giallo Limone / Amarillo Limon / Amarelo-limão / Лимоновожелтый	 202	 342	1623	1023	1067	5625
15	Yellow / Gelb / Jaune / Geel / Giallo / Amarillo / Amarelo / Желтый	 205	 043	1980	1068	1187	5860
16	Harvest Gold / Erntegold / Or blé / Oogst Kleurig Goud / Giallo Grano / Amarillo Trigo / Trigo dourado / Желтозолотистый	 206	 334	1971	1024	1124	5770
17	Orange / Orange / Orange / Oranje / Arancio / Naranja / Laranja / Оранжевый	 208	 335	1951	1137	1024	5694
18	Pumpkin / Kürbisgelb / Citrouille / Pompoen / Giallo Zucca / Calabaza / Abóbora / Тыквенный	 126	 322	1952	1155	1065	5630
19	Tangerine / Mandarinenorange / Tangerine / Felorange / Mandarino / Tangerina / Tangerina / Мандаринный	 209	 336	1965	1078	1078	5518
20	Cream Brown / Braunweiss / Brun crème / Creme Bruin / Noccia / Marron Crema / Marrom creme / Кремовый	 010	 331	1866	1022	1061	5761
21	Cream Yellow / Gelblich Weiss / Jaune crème / Cremegeel / Giallo Crema / Amarillo Crema / Amarelo creme / Кремовожелтый	 812	 370	1861	1349	1135	5564
22	Khaki / Khakibraun / Kaki / Khaki / Kaki / Caqui / Cáqui / Цвет хаки	 348	 242	1939	1255	1055	5636
23	Deep Gold / Tiefgold / Or foncé / Diepgoud / Oro Scuro / Amarillo Oro / Ouro velho / Глубокий золотой	 214	 354	1772	1172	1025	5770
24	Brass / Messingfarben / Cuivre / Koper / Ottone / Bronze / Bronze / Цвет латуни	 328	 404	1791	1192	1159	9109
25	Linen / Leinenfarbig / Drap / Linnen / Lino / Lino / Linho / Льяной	 307	 025	1682	1149	1082	5635
26	Dark Brown / Dunkelbraun / Brun sombre / Donker Bruin / Marrone Scuro / Marron Oscuro / Marrom-escuro / Темно-коричневый	 058	 717	1859	1130	1129	5637
27	Reddish Brown / Rotbraun / Brun rougeâtre / Rossing Bruin / Marrone Bruciato / Marron Rojizo / Marrom-avermelhado / Краснокоричневый	 337	 264	1753	1253	1021	5781
28	Clay Brown / Lehmbrun / Brun argile / Kleibrain / Marrone Argilla / Marron Tierra / Marrom terra / Коричневый	 339	 224	1621	1021	1158	5590
29	Beige / Beige / Beige / Beige / Beige / Beige / Beige / Бежевый	 843	 012	1738	1138	1127	5598
30	Warm Gray / Warmgrau / Gris vif / Warm Grijs / Grigio Caldo / Gris Caliente / Cinza quente / Теплый серый	 399	 706	1860	1085	1218	9126
31	Russet Brown / Rotbraun / Brun roussâtre / Roodbruin / Ruggine / Marron Bermejo / Marrom ruivo / Желтокоричневый	 330	 414	1726	1194	1126	5702
32	Light Brown / Hellbraun / Brun clair / Licht Bruin / Marrone Chiaro / Marron Claro / Marrom-claro / Светло-коричневый	 323	 255	1729	1056	1128	5789
33	Seacrest / Blassgrün / Vert pâle / Blauw Groen / Cresta Di Mare / Verde Celadon / Verde água / Сепологобой	 542	 505	1647	1219	1077	5578
34	Mint Green / Pfefferminzgrün / Vert menthe / Munt Groen / Verde Menta / Verde Menta / Verde-hortelã / Мятный зеленый	 502	 461	1702	1302	1047	5511
35	Leaf Green / Blattgrün / Vert feuille / Bladgroen / Verde Prato / Verde De Hoja / Verde folha / Цвет зеленой листы	 509	 463	1749	1050	1510	5514
36	Olive Green / Olivgrün / Vert olive / Olijf Groen / Verde Oliva / Verde Oliva / Verde-oliva / Зеленый оливковый	 519	 476	1904	1396	1174	5502
37	Dark Olive / Dunkelolivgrün / Olive foncé / Donker Olijf / Oliva Scuro / Verde Oliva Oscuro / Verde-oliva escuro / Темно-оливковый	 517	 473	1769	1156	1156	9122
38	Teal Green / Blaugrün / Vert sarcelle / Taling Groen / Verde Anatra / Verde Azulado / Azul-petróleo / Опалово-зеленый	 534	 483	1879	1298	1503	5751
39	Emerald Green / Emeraldgrün / Vert émeraude / Smaragd Groen / Verde Smeraldo / Verde Esmeralda / Verde-esmeralda / Изумрудный	 507	 485	1750	1250	1079	5508

	Color Name / Name der Farbe / Nom de la couleur / Kleur naam / Nome del colore / Nombre de color / Nome da cor / Наименование цвета	Embroidery	Country	Madeira Polyneon	Madeira Rayon	Sulky	R.A. Polyester
40	Deep Green / Dunkelgrün / Vert foncé / Diepgroen / Verde Intenso / Verde Intenso / Verde profundo / Темно-зеленый	 808	 467	1703	1370	1208	5615
41	Fresh Green / Frischgrün / Vert frais / Licht Groen / Verde Mela / Verde Fresco / Verde fresco / Свежая зелень	 027	 442	1706	1102	1209	9153
42	Lime Green / Limonengrün / Vert tilleul / Limoen Groen / Verde Tiglio / Verde Lima/ Verde-lima / Лаймовый зеленый	 513	 444	1848	1049	1177	5622
43	Moss Green / Moosgrün / Vert mousse / Mosgroen / Verde Muschio / Verde Musgo / Verde-musgo / Серозеленый	 515	 446	1770	1369	1176	9091
44	Blue / Blau / Bleu / Blauw / Azzurro / Azul / Azul / Синий	 405	 586	1829	1177	1076	5684
45	Ultra Marine / Ultra Marin / Outremer / Ultra Marijn / Blu Oltremare / Azul De Ultramar / Azul-marinho escuro / Ультрамарин	 406	 575	1842	1076	1042	5736
46	Light Blue / Hellblau / Bleu clair / Licht Blauw / Celeste / Azul Claro / Azul-claro / Светло-голубой	 017	 150	1932	1132	1074	5683
47	Sky Blue / Himmelblau / Bleu ciel / Hemels Blauw / Azzurro Cielo / Celeste / Azul-celeste / Лазурь	 019	 512	1828	1029	1196	5506
48	Electric Blue / Elektrischblau / Bleu électrique / Staal Blauw / Blu Elettrico / Azul Electrico / Azul elétrico / Электрик	 420	 564	1797	1297	1250	5829
49	Peacock Blue / Pfauenblau / Bleu paon / Pauwen Blauw / Blu Pavone / Azul Pavo Real / Azul-pavão / Переличатый синий	 415	 057	1652	1252	1206	5810
50	Prussian Blue / Berliner Blau / Bleu de Prusse / Pruisisch Blauw / Blu Di Prussia / Azul De Prusia / Azul da Prússia / Берлинская лазурь	 007	 588	1767	1166	1535	5737
51	Cornflower Blue / Kornblumenblau / Bleu centaurée / Korenbloemen Blauw / Blu Fior-Daliso / Azul Centaura / Azul suave / Васильковый	 070	 015	1830	1335	1028	5601
52	Light Lilac / Helllila / Lilas clair / Licht Lila / Lilla Chiaro / Lila Suave / Lilás claro / Светло-сиреневый	 810	 133	1911	1031	1121	9016
53	Lilac / Lila / Lilas / Lila / Lilla / Lila / Lilás / Сиреневый	 612	 623	1831	1080	1080	9009
54	Violet / Violet / Violet / Violet / Violetto / Violeta / Violeta / Фиолетовый	 613	 624	1631	1033	1194	5588
55	Purple / Purpur / Pourpre / Paars / Viola / Purpura / Púrpura / Пурпурный	 614	 635	1880	1122	1122	5554
56	Lavender / Lavendel / Lavande / Lavendel / Lavanda / Lavanda / Лавандовый	 804	 604	1630	1261	1193	5586
57	Wisteria Violet / Wistaria Violet / Violet glycine / Blauwe Regen Paars / Glicine / Violeta Vistaria / Violeta-glicinia / Глициния	 607	 003	1943	1311	1032	5587
58	Pewter / Zinngrau / Étain / Tinkleurig / Peltro / Peltre / Estanho / Цвет пьютера	 704	 745	1840	1041	1041	9114
59	Dark Gray / Dunkelgrau / Gris sombre / Donker Grijs / Grigio Scuro / Gris Oscuro / Cinza escuro / Темно-серый	 707	 747	1841	1241	1220	5565
60	Silver / Silber / Argent / Zilver / Argento / Plata / Prata / Серебряный	 005	 020	1812	1087	1011	5640
61	Gray / Grau / Gris / Grijs / Grigio / Gris / Cinza / Серый	 817	 734	1640	1118	1219	5782
62	----->☞						
63	-----						
64							

Color Thread Conversion Chart
Stickgarn-Farbtabelle
Tableau de conversion des fils de couleur
Omzettingstabel voor garen kleuren
Tabella di conversione dei colori dei fili
Tabla de conversión de hilos de color
Tabela de conversão das cores de linha
Таблица преобразования цветов нитей

- Note:** *The conversion chart is based on Embroidery thread. The color shades may vary with the different brands listed on the chart. If unsure of a particular color(s), please sew test. Robison Anton (R.A.), Madeira and Sulky are respectively registered trademarks. Actual colors may vary slightly from the chart.*
- Hinweis:** *Die Garntabelle basiert auf Brother Stickgarn. Die Farbschattierungen können je nach unterschiedlichen, in der Tabelle aufgeführten Marken abweichen. Wenn Sie sich bei bestimmten Farben nicht sicher sind, sticken Sie bitte zur Probe. Robison Anton (R.A.), Madeira und Sulky sind eingetragene Warenzeichen. Die tatsächlichen Farben können leicht von der Tabelle abweichen.*
- Remarque:** *Le tableau de conversion est basé sur le fil de broderie Embroidery. Les nuances de couleur peuvent varier en fonction des marques énumérées dans le tableau. En cas de doute sur un coloris, faites un essai de broderie. « Robison Anton (R.A.) », « Madeira » et « Sulky » sont des marques déposées respectives. Les couleurs réelles risquent d'être légèrement différentes de celles du tableau.*
- Opmerking:** *Het omzettingsschema is gebaseerd op het gebruik van Brother Embroidery garencleurnummers. De kleurtinten kunnen enigszins afwijken voor de diverse merken in het schema. Bent u niet zeker bent van de juiste kleur(en), borduur dan een stukje op proef. De namen Robison Anton (R.A.), Madeira en Sulky zijn allemaal gedeponeerde handelsmerken. De oorspronkelijke kleurtinten kunnen iets afwijken van de weergave.*
- Nota:** *La tabella di conversione è in funzione del filo da ricamo. Le tonalità cromatiche possono variare secondo le differenti marche elencate nella tabella. In caso di dubbio su un particolare colore o su più colori si raccomanda di eseguire una ricamo di prova. Robison Anton (R.A.), Madeira e Sulky sono marchi di fabbrica registrati. I colori effettivi possono variare lievemente rispetto a quelli della tabella.*
- Nota:** *La tabla de conversión está basada en hilo de bordar. Los tonos de color podrán variar con las diferentes marcas enumeradas en la tabla. Si tiene dudas sobre un color o colores en particular, haga un cosido de prueba. Robison Anton (R.A.), Madeira y Sulky son marcas registradas respectivamente. Los colores verdaderos podrán variar ligeramente con respecto a los de la tabla.*
- OBSERVAÇÃO:** *A tabela de conversão é baseada na linha de bordar. Os matizes das cores podem variar nas diferentes marcas listadas na tabela. Se não tiver certeza de uma cor em particular ou mais, faça o teste de costura. Robison Anton (R.A.), Madeira e Sulky são marcas registradas, respectivamente. As cores reais podem variar um pouco da tabela.*
- Примечание:** *Таблица преобразования составлена на базе вышивальных нитей. Оттенки цветов могут варьироваться в зависимости от производителей, указанных в таблице. Если вы не уверены в выборе какого-то конкретного цвета, произведите пробную вышивку. Robison Anton (R.A.), Madeira и Sulky являются зарегистрированными товарными знаками. Реальные цвета могут несколько отличаться от представленных в таблице.*

Font Name Chart
 Tableau des noms de polices
 Tabella nomi dei font
 Quadro de nomes de fontes

Tabelle der Schriftarten
 Overzicht lettertypen
 Diagrama de nombre de las fuentes
 Таблица названий шрифтов

	Font Key/ Schriftarttaste/ Touche de police/ Lettertypetoets/ Tasto font/ Clave de las fuentes/ Tecla da fonte/ Кнопка шрифта	Font Name/ Schriftartname/ Nom de la police/ Lettertype/ Nome font/ Nombre de la fuente/ Nome da fonte/ Название шрифта
1	⁰¹ ABC	Block 01
2	⁰² ABC	Serif 01
3	⁰³ ABC	Brussels Demi Outline
4	⁰⁴ ABC	Calgary MediumItalic
5	⁰⁵ ABC	Sicilia Light Italic
6	⁰⁶ ABC	Istanbul
7	⁰⁷ ABC	Los Angeles
8	⁰⁸ ABC	Tennessee ExtraBold
9	⁰⁹ ABC	Brussels Light
10	¹⁰ АБВ	Utah Bold Cyrillic
11	¹¹ あいう	Japanese Font 1/ Japanische Schriftart 1/ Police japonaise 1/ Japans lettertype 1/ Font giapponese 1/ Fuente japonesa 1/ Fonte japonesa 1/ Японский шрифт 1 (Misugi Gothic B)
12	¹² あいう	Japanese Font 2/ Japanische Schriftart 2/ Police japonaise 2/ Japans lettertype 2/ Font giapponese 2/ Fuente japonesa 2/ Fonte japonesa 2/ Японский шрифт 2
13	¹³ あいう	Japanese Font 3/ Japanische Schriftart 3/ Police japonaise 3/ Japans lettertype 3/ Font giapponese 3/ Fuente japonesa 3/ Fonte japonesa 3/ Японский шрифт 3 (Rakuchiku POP H)



English
German
French
Dutch
Italian
Spanish
Portuguese-BR
Russian

888-K10/K80/L11/L12/L80/L82



D029M7-001