

Embroidery Design Guide Guide de motifs de broderie

For/Pour Altair 2, Meridian 2

Model/Modèle BLTA2, BLMA2



baby lock

FOR THE LOVE OF SEWING

To register your machine warranty and receive Baby Lock product updates and offers, go to babylock.com/login. If you have questions about registration, visit your Authorized Baby Lock Retailer.

Pour enregistrer la garantie de votre machine et recevoir les mises à jour et les offres des produits Baby Lock, rendez-vous sur babylock.com/profile. Si vous avez des questions concernant l'inscription, rendez-vous chez votre Revendeur Agréé Baby Lock.

Baby Lock Consumer Helpline: 800-313-4110

www.BabyLock.com

Note

Embroidery time and size of each design in this guide may differ from the information on the machine display. Please use as a reference purpose only.

Nota

El tiempo de bordado y el tamaño de cada diseño en esta guía pueden diferir de la información en la pantalla de la máquina. Por favor, use solo como referencia.

Remarque

La durée de broderie et la taille de chaque motif présenté dans ce guide peuvent différer des informations affichées à l'écran de la machine. Merci de les utiliser à titre de référence uniquement.

Contents

- 3 Summary of Embroidery Patterns
- 26 Embroidery Pattern Color Change Table
- 115 Examples of Combinations
- 122 Font Name Chart

Contenido

- 3 Resumen de diseños de bordado
- 26 Tabla de cambio de color para patrones de bordado
- 115 Ejemplos de combinaciones
- 122 Diagrama de nombre de las fuentes

Table des matières

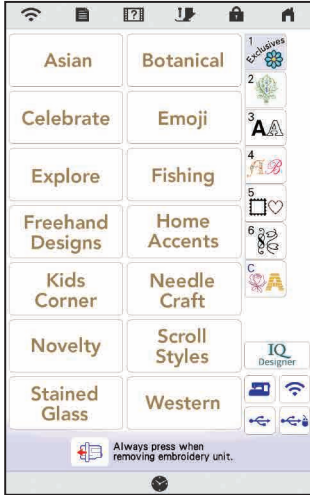
- 3 Résumé des motifs de broderie
- 26 Tableau de changement de couleur des motifs de broderie
- 115 Exemples de combinaisons
- 122 Tableau des noms de polices



Summary of Embroidery Patterns

Resumen de diseños de bordado

Résumé des motifs de broderie



1
Exclusives

Asian




Botanical




Celebrate



Emoji



Explore






Fishing



Freehand Designs



Home Accents



Kids Corner



Needle Craft




Novelty




Summary of Embroidery Patterns
Resumen de diseños de bordado
Résumé des motifs de broderie

Scroll
Styles


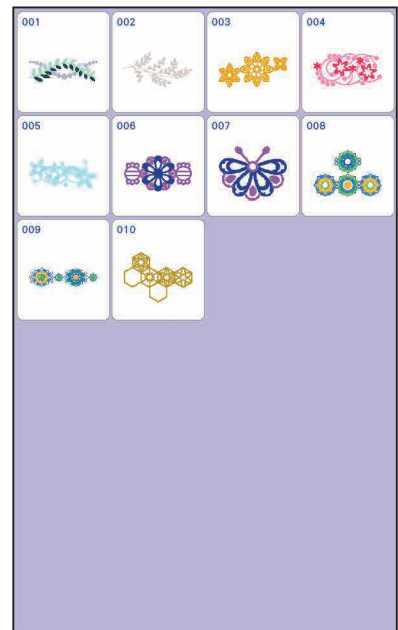
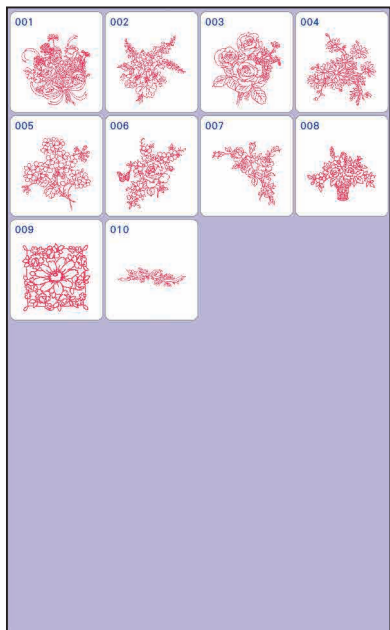


Stained
Glass



Western





Summary of Embroidery Patterns
 Resumen de diseños de bordado
 Résumé des motifs de broderie



001	002	003	004
005	006	007	008
009			



001	002	003



001	002	003	004
005	006	007	008
009	010		



001	002	003



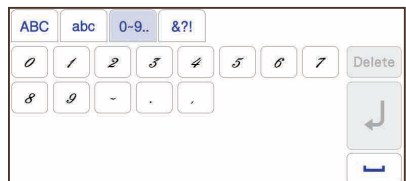
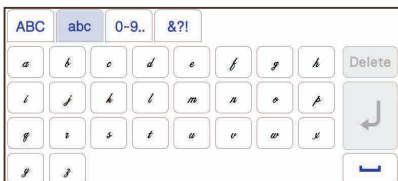
001	002	003	004
005			



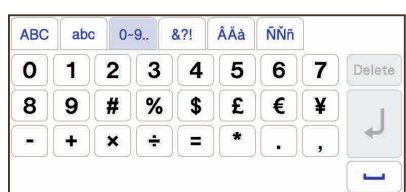
001	002	003



Exclusive Script



01 ABC



Summary of Embroidery Patterns
Resumen de diseños de bordado
Résumé des motifs de broderie

02
ABC

ABC abc 0-9.. &?! ÁÀá ÑÑñ

A	B	C	D	E	F	G	H	Delete
I	J	K	L	M	N	O	P	↵
Q	R	S	T	U	V	W	X	↵
Y	Z							

ABC abc 0-9.. &?! ÁÀá ÑÑñ

a	b	c	d	e	f	g	h	Delete
i	j	k	l	m	n	o	p	↵
q	r	s	t	u	v	w	x	↵
y	z							

ABC abc 0-9.. &?! ÁÀá ÑÑñ

0	1	2	3	4	5	6	7	Delete
8	9	#	%	\$	£	€	¥	↵
-	+	x	÷	=	*	.	,	↵

ABC abc 0-9.. &?! ÁÀá ÑÑñ

&	?	!	@	<	>	()	Delete
[]	/	\	~	:	:	©	↵
®	™	“	”	”	’	’	’	↵

ABC abc 0-9.. &?! ÁÀá ÑÑñ

Â	Ä	Å	Æ	à	á	â	ã	Delete
ä	å	æ	Ç	ç	Ð	È	É	↵
Ê	Ë	è	é	ê	ë	Ë	Ë	↵
Í	Ï	ì	í	î	ï	ì	ì	↵

ABC abc 0-9.. &?! ÁÀá ÑÑñ

Ñ	Ñ	ñ	Ô	Ö	Ø	Ó	Œ	Delete
ò	ó	ô	ö	ø	õ	œ	ř	↵
Š	š	ť	Ú	Û	ù	ú	û	↵
ü	ž	Ɔ	Ɔ	Ɔ				

03
ABC

ABC abc 0-9.. &?! ÁÀá ÑÑñ

A	B	C	D	E	F	G	H	Delete
I	J	K	L	M	N	O	P	↵
Q	R	S	T	U	V	W	X	↵
Y	Z							

ABC abc 0-9.. &?! ÁÀá ÑÑñ

a	b	c	d	e	f	g	h	Delete
i	j	k	l	m	n	o	p	↵
q	r	s	t	u	v	w	x	↵
y	z							

ABC abc 0-9.. &?! ÁÀá ÑÑñ

0	1	2	3	4	5	6	7	Delete
8	9	#	%	\$	£	€	¥	↵
-	+	x	÷	=	*	.	,	↵

ABC abc 0-9.. &?! ÁÀá ÑÑñ

&	?	!	@	<	>	()	Delete
[]	/	\	~	:	:	©	↵
®	™	“	”	”	’	’	’	↵

ABC abc 0-9.. &?! ÁÀá ÑÑñ

Â	Ä	Å	Æ	à	á	â	ã	Delete
ä	å	æ	Ç	ç	Ð	È	É	↵
Ê	Ë	è	é	ê	ë	Ë	Ë	↵
Í	Ï	ì	í	î	ï	ì	ì	↵

ABC abc 0-9.. &?! ÁÀá ÑÑñ

Ñ	Ñ	ñ	Ô	Ö	Ø	Ó	Œ	Delete
ò	ó	ô	ö	ø	õ	œ	ř	↵
ť	Ú	Û	ù	ú	û	ü	ž	↵
Ɔ	Ɔ	Ɔ						

04
ABC

ABC abc 0-9.. &?! ÁÀá ÑÑñ

A	B	C	D	E	F	G	H	Delete
I	J	K	L	M	N	O	P	↵
Q	R	S	T	U	V	W	X	↵
Y	Z							

ABC abc 0-9.. &?! ÁÀá ÑÑñ

a	b	c	d	e	f	g	h	Delete
i	j	k	l	m	n	o	p	↵
q	r	s	t	u	v	w	x	↵
y	z							

ABC abc 0-9.. &?! ÁÀá ÑÑñ

0	1	2	3	4	5	6	7	Delete
8	9	#	%	\$	£	€	¥	↵
-	+	x	÷	=	*	.	,	↵

ABC abc 0-9.. &?! ÁÀá ÑÑñ

&	?	!	@	<	>	()	Delete
[]	/	\	~	:	:	©	↵
®	™	“	”	”	’	’	’	↵

ABC abc 0-9.. &?! ÁÀá ÑÑñ

Â	Ä	Å	Æ	à	á	â	ã	Delete
ä	å	æ	Ç	ç	Ð	È	É	↵
Ê	Ë	è	é	ê	ë	Ë	Ë	↵
Í	Ï	ì	í	î	ï	ì	ì	↵

ABC abc 0-9.. &?! ÁÀá ÑÑñ

Ñ	Ñ	ñ	Ô	Ö	Ø	Ó	Œ	Delete
ò	ó	ô	ö	ø	õ	œ	ř	↵
Š	š	ť	Ú	Û	ù	ú	û	↵
ü	ž	Ɔ	Ɔ	Ɔ				



05
ABC

ABC	abc	0-9..	&?!	ÂĂă	ŃŃñ	Delete	
A	B	C	D	E	F	G	H
I	J	K	L	M	N	O	P
Q	R	S	T	U	V	W	X
Y	Z						

ABC	abc	0-9..	&?!	ÂĂă	ŃŃñ	Delete	
a	b	c	d	e	f	g	h
i	j	k	l	m	n	o	p
q	r	s	t	u	v	w	x
y	z						

ABC	abc	0-9..	&?!	ÂĂă	ŃŃñ	Delete	
0	1	2	3	4	5	6	7
8	9	#	%	\$	£	€	¥
-	+	x	÷	=	*	.	,

ABC	abc	0-9..	&?!	ÂĂă	ŃŃñ	Delete	
&	?	!	@	<	>	()
/	/	/	\	~	:	;	@
®	™	"	"	"	'	'	'

ABC	abc	0-9..	&?!	ÂĂă	ŃŃñ	Delete		
Á	Ā	Ă	Æ	à	á	â	ã	
ä	å	æ	ç	ç	ð	ë	é	
ê	ë	è	é	ê	ë	ï	í	
ì	ï	ì						

ABC	abc	0-9..	&?!	ÂĂă	ŃŃñ	Delete		
Ń	Ń	ñ	ô	ö	ø	ó	œ	
ð	ó	ô	ö	ø	ó	œ	í	
ł	Ů	Ů	ù	ú	ü	í		
þ	þ	B						

06
ABC

ABC	abc	0-9..	&?!	ÂĂă	ŃŃñ	Delete	
A	B	C	D	E	F	G	H
I	J	K	L	M	N	O	P
Q	R	S	T	U	V	W	X
Y	Z						

ABC	abc	0-9..	&?!	ÂĂă	ŃŃñ	Delete	
a	b	c	d	e	f	g	h
i	j	k	l	m	n	o	p
q	r	s	t	u	v	w	x
y	x						

ABC	abc	0-9..	&?!	ÂĂă	ŃŃñ	Delete		
0	1	2	3	4	5	6	7	
8	9	-	.	,				

ABC	abc	0-9..	&?!	ÂĂă	ŃŃñ	Delete	
&	?	!	@	()	/	'

ABC	abc	0-9..	&?!	ÂĂă	ŃŃñ	Delete	
Š	Š	Š	Š	à	á	ä	ä
æ	ç	ç	è	é	é	ë	ì

ABC	abc	0-9..	&?!	ÂĂă	ŃŃñ	Delete		
Ń	ñ	ô	ö	ø	ó	œ	í	
à	ü	ß						

07
ABC

ABC	abc	0-9..	&?!	ÂĂă	ĚĚě	ňŃó	TŤt	Delete
A	B	C	D	E	F	G	H	
I	J	K	L	M	N	O	P	
Q	R	S	T	U	V	W	X	
Y	Z							

ABC	abc	0-9..	&?!	ÂĂă	ĚĚě	ňŃó	TŤt	Delete
a	b	c	d	e	f	g	h	
i	j	k	l	m	n	o	p	
q	r	s	t	u	v	w	x	
y	z							

ABC	abc	0-9..	&?!	ÂĂă	ĚĚě	ňŃó	TŤt	Delete
0	1	2	3	4	5	6	7	
8	9	#	%	\$	£	€	¥	
-	+	x	÷	=	*	.	,	

ABC	abc	0-9..	&?!	ÂĂă	ĚĚě	ňŃó	TŤt	Delete
&	?	!	@	<	>	()	
/	/	/	\	~	:	;	@	
®	™	"	"	"	'	'	'	

ABC	abc	0-9..	&?!	ÂĂă	ĚĚě	ňŃó	TŤt	Delete
Š	Š	Š	Š	Š	Š	à	á	
â	ã	ä	å	æ	ã	ç	ç	
Ć	Ć	ç	ć	č	Đ	Đ	đ	

ABC	abc	0-9..	&?!	ÂĂă	ĚĚě	ňŃó	TŤt	Delete
Ě	Ě	Ě	Ě	Ě	Ě	ě	ě	
ê	ë	é	ë	Ĝ	ĝ	Í	Í	
İ	ı	ı	ı	ı	ı	£	ı	

Summary of Embroidery Patterns Resumen de diseños de bordado Résumé des motifs de broderie

ABC	abc	0-9..	&?!	ÂÂa	ÊÊe	ññÓ	Tt	
Ñ	Ñ	Ñ	ñ	ñ	ñ	Ô	Ö	Delete
Ø	Ö	Æ	ò	ó	ô	ø		↓
õ	æ	Ŕ	ř	ř	š	š	š	↓
š	š	š	š	š				↓

ABC	abc	0-9..	&?!	ÂÂa	ÊÊe	ññÓ	Tt	
Ŧ	Ŧ	Ŧ	Ŧ	Ŧ	Ŧ	Ŧ	Ŧ	Delete
Ŧ	Ŧ	Ŧ	Ŧ	Ŧ	Ŧ	Ŧ	Ŧ	↓
Ŧ	Ŧ	Ŧ	Ŧ	Ŧ	Ŧ	Ŧ	Ŧ	↓

08
ABC

ABC	abc	0-9..	&?!	ÂÂa	ÑÑñ			
A	B	C	D	E	F	G	H	Delete
I	J	K	L	M	N	O	P	↓
Q	R	S	T	U	V	W	X	↓
Y	Z							↓

ABC	abc	0-9..	&?!	ÂÂa	ÑÑñ			
a	b	c	d	e	f	g	h	Delete
i	j	k	l	m	n	o	p	↓
q	r	s	t	u	v	w	x	↓
y	z							↓

ABC	abc	0-9..	&?!	ÂÂa	ÑÑñ			
0	1	2	3	4	5	6	7	Delete
8	9	#	%	\$	£	€	¥	↓
-	+	x	÷	=	*	.	,	↓
								↓

ABC	abc	0-9..	&?!	ÂÂa	ÑÑñ			
&	?	!	@	<	>	()	Delete
[]	/	\	~	:	:	©	↓
®	™	"	"	"	'	'	'	↓

ABC	abc	0-9..	&?!	ÂÂa	ÑÑñ			
Á	Ä	Å	Æ	à	á	â	ã	Delete
ä	á	æ	ç	ç	ð	è	é	↓
ê	ë	ë	ë	ë	ğ	ğ	ğ	↓
í	î	ï	ì	ì	ì	ì	ì	↓

ABC	abc	0-9..	&?!	ÂÂa	ÑÑñ			
Ñ	Ñ	ñ	ô	ö	ø	õ	œ	Delete
à	á	â	ã	ä	å	æ	ç	↓
š	š	š	š	š	š	š	š	↓
ü	ý	þ	þ	þ				↓

09
ABC

ABC	abc	0-9..	&?!	ÂÂa	ÑÑñ			
A	B	C	D	E	F	G	H	Delete
I	J	K	L	M	N	O	P	↓
Q	R	S	T	U	V	W	X	↓
Y	Z							↓

ABC	abc	0-9..	&?!	ÂÂa	ÑÑñ			
a	b	c	d	e	f	g	h	Delete
i	j	k	l	m	n	o	p	↓
q	r	s	t	u	v	w	x	↓
y	z							↓

ABC	abc	0-9..	&?!	ÂÂa	ÑÑñ			
0	1	2	3	4	5	6	7	Delete
8	9	#	%	\$	£	€	¥	↓
-	+	x	÷	=	*	.	,	↓
								↓

ABC	abc	0-9..	&?!	ÂÂa	ÑÑñ			
&	?	!	@	<	>	()	Delete
[]	/	\	~	:	:	©	↓
®	™	"	"	"	'	'	'	↓

ABC	abc	0-9..	&?!	ÂÂa	ÑÑñ			
Á	Ä	Å	Æ	à	á	â	ã	Delete
ä	á	æ	ç	ç	ð	è	é	↓
ê	ë	ë	ë	ë	ğ	ğ	ğ	↓
í	î	ï	ì	ì	ì	ì	ì	↓

ABC	abc	0-9..	&?!	ÂÂa	ÑÑñ			
Ñ	Ñ	ñ	ô	ö	ø	õ	œ	Delete
à	á	â	ã	ä	å	æ	ç	↓
š	š	š	š	š	š	š	š	↓
ü	ý	þ	þ	þ				↓



10 ABC

ABC	abc	0-9..	&?!	ĂĂă	ŃŃñ			
A	B	C	D	E	F	G	H	Delete
I	J	K	L	M	N	O	P	↵
Q	R	S	T	U	V	W	X	↵
Y	Z							↵

ABC	abc	0-9..	&?!	ĂĂă	ŃŃñ			
a	b	c	d	e	f	g	h	Delete
i	j	k	l	m	n	o	p	↵
q	r	s	t	u	v	w	x	↵
y	z							↵

ABC	abc	0-9..	&?!	ĂĂă	ŃŃñ			
0	1	2	3	4	5	6	7	Delete
8	9	#	%	\$	£	€	¥	↵
-	+	x	÷	=	*	.	,	↵
								↵

ABC	abc	0-9..	&?!	ĂĂă	ŃŃñ			
&	?	!	@	<	>	()	Delete
[]	/	\	~	:	:	©	↵
®	™	"	"	"	'	'	'	↵
								↵

ABC	abc	0-9..	&?!	ĂĂă	ŃŃñ			
Ă	Ă	Ă	Æ	ă	ă	ă	ă	Delete
â	â	æ	ç	ç	đ	è	é	↵
ê	ê	ë	é	é	ë	í	ï	↵
ì	ì	í						↵

ABC	abc	0-9..	&?!	ĂĂă	ŃŃñ			
Ń	Ń	ñ	ô	ö	ø	ó	œ	Delete
ò	ó	ô	ö	ø	ó	œ	í	↵
é	ê	ë	ü	ú	û	ü	z	↵
þ	þ	þ						↵

11 ABC

ABC	abc	0-9..	&?!	ĂĂă	ŃŃñ			
A	B	C	D	E	F	G	H	Delete
I	J	K	L	M	N	O	P	↵
Q	R	S	T	U	V	W	X	↵
Y	Z							↵

ABC	abc	0-9..	&?!	ĂĂă	ŃŃñ			
a	b	c	d	e	f	g	h	Delete
i	j	k	l	m	n	o	p	↵
q	r	s	t	u	v	w	x	↵
y	z							↵

ABC	abc	0-9..	&?!	ĂĂă	ŃŃñ			
0	1	2	3	4	5	6	7	Delete
8	9	#	%	\$	£	€	¥	↵
-	+	x	÷	=	*	.	,	↵
								↵

ABC	abc	0-9..	&?!	ĂĂă	ŃŃñ			
&	?	!	@	<	>	()	Delete
[]	/	\	~	:	:	©	↵
®	™	"	"	"	'	'	'	↵
								↵

ABC	abc	0-9..	&?!	ĂĂă	ŃŃñ			
Ă	Ă	Ă	Æ	ă	ă	ă	ă	Delete
â	â	æ	ç	ç	đ	è	é	↵
ê	ê	ë	é	é	ë	í	ï	↵
ì	ì	í	í	í	í			↵

ABC	abc	0-9..	&?!	ĂĂă	ŃŃñ			
Ń	Ń	ñ	ô	ö	ø	ó	œ	Delete
ò	ó	ô	ö	ø	ó	œ	í	↵
é	ê	ë	ü	ú	û	ü	z	↵
þ	þ	þ						↵

12 ABC

ABC	abc	0-9..	&?!	ĂĂă	ŃŃñ			
A	B	C	D	E	F	G	H	Delete
I	J	K	L	M	N	O	P	↵
Q	R	S	T	U	V	W	X	↵
Y	Z							↵

ABC	abc	0-9..	&?!	ĂĂă	ŃŃñ			
a	b	c	d	e	f	g	h	Delete
i	j	k	l	m	n	o	p	↵
q	r	s	t	u	v	w	x	↵
y	z							↵

ABC	abc	0-9..	&?!	ĂĂă	ŃŃñ			
0	1	2	3	4	5	6	7	Delete
8	9	#	%	\$	£	€	¥	↵
-	+	x	÷	=	*	.	,	↵
								↵

ABC	abc	0-9..	&?!	ĂĂă	ŃŃñ			
&	?	!	@	<	>	()	Delete
[]	/	\	~	:	:	©	↵
®	™	"	"	"	'	'	'	↵
								↵

ABC	abc	0-9..	&?!	ĂĂă	ŃŃñ			
Ă	Ă	Ă	Æ	ă	ă	ă	ă	Delete
â	â	æ	ç	ç	đ	è	é	↵
ê	ê	ë	é	é	ë	í	ï	↵
ì	ì	í	í	í	í			↵

ABC	abc	0-9..	&?!	ĂĂă	ŃŃñ			
Ń	Ń	ñ	ô	ö	ø	ó	œ	Delete
ò	ó	ô	ö	ø	ó	œ	í	↵
é	ê	ë	ü	ú	û	ü	z	↵
þ	þ	þ						↵

13
ABC

ABC	abc	0-9..	&?!	ÀÀà	ÑÑñ			
A	B	C	D	E	F	G	H	Delete
I	J	K	L	M	N	O	P	↵
Q	R	S	T	U	V	W	X	
Y	Z							↵

ABC	abc	0-9..	&?!	ÀÀà	ÑÑñ			
a	b	c	d	e	f	g	h	Delete
i	j	k	l	m	n	o	p	↵
q	r	s	t	u	v	w	x	
y	z							↵

ABC	abc	0-9..	&?!	ÀÀà	ÑÑñ			
0	1	2	3	4	5	6	7	Delete
8	9	#	%	\$	£	€	¥	↵
-	+	x	÷	=	*	.	,	
								↵

ABC	abc	0-9..	&?!	ÀÀà	ÑÑñ			
&	?	!	@	<	>	()	Delete
[]	/	\	~	:	:	©	↵
®	™	“	”	”	'	'	'	
								↵

ABC	abc	0-9..	&?!	ÀÀà	ÑÑñ			
Â	Ä	Å	Æ	à	á	â	ä	Delete
ä	å	æ	ç	ç	ð	è	é	↵
ê	ë	è	é	ê	ë	ğ	ğ	
í	ï	ï	ì	í	ï	ï	ı	↵

ABC	abc	0-9..	&?!	ÀÀà	ÑÑñ				
Ñ	Ñ	ñ	Ô	Ö	Ø	Ó	Œ	Delete	
ò	ó	ô	ö	ø	ó	œ	í	↵	
ş	ş	ı	Û	Ü	ù	ú	ú		
ü	z	þ	þ	ß					↵

14
ABC

ABC	abc	0-9..	&?!	ÀÀà	ÑÑñ			
A	B	C	D	E	F	G	H	Delete
I	J	K	L	M	N	O	P	↵
Q	R	S	T	U	V	W	X	
Y	Z							↵

ABC	abc	0-9..	&?!	ÀÀà	ÑÑñ			
a	b	c	d	e	f	g	h	Delete
i	j	k	l	m	n	o	p	↵
q	r	s	t	u	v	w	x	
y	z							↵

ABC	abc	0-9..	&?!	ÀÀà	ÑÑñ			
0	1	2	3	4	5	6	7	Delete
8	9	#	%	\$	£	€	¥	↵
-	+	x	÷	=	*	.	,	
								↵

ABC	abc	0-9..	&?!	ÀÀà	ÑÑñ			
Œ	?	!	@	<	>	()	Delete
[]	/	\	~	:	:	©	↵
®	™	“	”	”	'	'	'	
								↵

ABC	abc	0-9..	&?!	ÀÀà	ÑÑñ			
Â	Ä	Å	Æ	à	á	â	ä	Delete
ä	å	æ	ç	ç	ð	è	é	↵
ê	ë	è	é	ê	ë	ğ	ğ	
í	ï	ï	ì	í	ï	ï	ı	↵

ABC	abc	0-9..	&?!	ÀÀà	ÑÑñ				
Ñ	Ñ	ñ	Ô	Ö	Ø	Ó	Œ	Delete	
ò	ó	ô	ö	ø	ó	œ	í	↵	
ş	ş	ı	Û	Ü	ù	ú	ú		
ü	z	þ	þ	ß					↵

15
ABC

ABC	abc	0-9..	&?!	ÀÀà	ÑÑñ			
A	B	C	D	E	F	G	H	Delete
I	J	K	L	M	N	O	P	↵
Q	R	S	T	U	V	W	X	
Y	Z							↵

ABC	abc	0-9..	&?!	ÀÀà	ÑÑñ			
a	b	c	d	e	f	g	h	Delete
i	j	k	l	m	n	o	p	↵
q	r	s	t	u	v	w	x	
y	z							↵

ABC	abc	0-9..	&?!	ÀÀà	ÑÑñ			
0	1	2	3	4	5	6	7	Delete
8	9	#	%	\$	£	€	¥	↵
-	+	x	÷	=	*	.	,	
								↵

ABC	abc	0-9..	&?!	ÀÀà	ÑÑñ			
&	?	!	@	<	>	()	Delete
[]	/	\	~	:	:	©	↵
®	™	“	”	”	'	'	'	
								↵

ABC	abc	0-9..	&?!	ÀÀà	ÑÑñ			
Â	Ä	Å	Æ	à	á	â	ä	Delete
ä	å	æ	ç	ç	ð	è	é	↵
ê	ë	è	é	ê	ë	ğ	ğ	
í	ï	ï	ì	í	ï	ï	ı	↵

ABC	abc	0-9..	&?!	ÀÀà	ÑÑñ				
Ñ	Ñ	ñ	Ô	Ö	Ø	Ó	Œ	Delete	
ò	ó	ô	ö	ø	ó	œ	í	↵	
ş	ş	ı	Û	Ü	ù	ú	ú		
ü	z	þ	þ	ß					↵



16 **ABC**

ABC	abc	0-9..	&?!	ÀÀà	ÑÑñ			
A	B	C	D	E	F	G	H	Delete
I	J	K	L	M	N	O	P	↵
Q	R	S	T	U	V	W	X	↵
Y	Z							↵

ABC	abc	0-9..	&?!	ÀÀà	ÑÑñ			
a	b	c	d	e	f	g	h	Delete
i	j	k	l	m	n	o	p	↵
q	r	s	t	u	v	w	x	↵
y	z							↵

ABC	abc	0-9..	&?!	ÀÀà	ÑÑñ			
0	1	2	3	4	5	6	7	Delete
8	9	#	%	\$	€	¥		↵
-	+	x	÷	=	*	.	,	↵

ABC	abc	0-9..	&?!	ÀÀà	ÑÑñ			
&	?	!	@	<	>	()	Delete
[]	/	\	~	:	;	©	↵
®	™	“	”	”	’	’	’	↵

ABC	abc	0-9..	&?!	ÀÀà	ÑÑñ			
À	Ä	Å	Æ	à	á	â	ã	Delete
ä	å	æ	ç	ç	ð	è	é	↵
ê	ë	è	é	ê	ë	ğ	ğ	↵
í	ï	í	ì	í	ï	í	í	↵

ABC	abc	0-9..	&?!	ÀÀà	ÑÑñ			
Ñ	Ñ	ñ	Ô	Ö	Ø	Ó	Œ	Delete
ò	ó	ô	ö	ø	ó	œ	ř	↵
š	š	ť	Û	Ü	ù	ú	û	↵
ü	ž	þ	þ	ß				↵

17 **ABC**

ABC	abc	0-9..	&?!	ÀÀà	ÑÑñ			
A	B	C	D	E	F	G	H	Delete
I	J	K	L	M	N	O	P	↵
Q	R	S	T	U	V	W	X	↵
Y	Z							↵

ABC	abc	0-9..	&?!	ÀÀà	ÑÑñ			
a	b	c	d	e	f	g	h	Delete
i	j	k	l	m	n	o	p	↵
q	r	s	t	u	v	w	x	↵
y	z							↵

ABC	abc	0-9..	&?!	ÀÀà	ÑÑñ			
0	1	2	3	4	5	6	7	Delete
8	9	#	%	\$	£	€	¥	↵
-	+	x	÷	=	*	.	,	↵

ABC	abc	0-9..	&?!	ÀÀà	ÑÑñ			
&	?	!	@	<	>	()	Delete
[]	/	\	~	:	;	©	↵
®	™	“	”	”	’	’	’	↵

ABC	abc	0-9..	&?!	ÀÀà	ÑÑñ			
À	Ä	Å	Æ	à	á	â	ã	Delete
ä	å	æ	ç	ç	ð	è	é	↵
ê	ë	è	é	ê	ë	ğ	ğ	↵
í	ï	í	ì	í	ï	í	í	↵

ABC	abc	0-9..	&?!	ÀÀà	ÑÑñ			
Ñ	Ñ	ñ	Ô	Ö	Ø	Ó	Œ	Delete
ò	ó	ô	ö	ø	ó	œ	ř	↵
š	š	ť	Û	Ü	ù	ú	û	↵
ü	ž	þ	þ	ß				↵

18 **ABC**

ABC	abc	0-9..	&?!					
A	B	C	D	E	F	G	H	Delete
I	J	K	L	M	N	O	P	↵
Q	R	S	T	U	V	W	X	↵
Y	Z							↵

ABC	abc	0-9..	&?!					
a	b	c	d	e	f	g	h	Delete
i	j	k	l	m	n	o	p	↵
q	r	s	t	u	v	w	x	↵
y	z							↵

ABC	abc	0-9..	&?!					
0	1	2	3	4	5	6	7	Delete
8	9	-	=	.	,			↵

ABC	abc	0-9..	&?!					
&	?	!	<	>	[]	/	Delete
\	~	:	;	“	”	’	’	↵

Summary of Embroidery Patterns
Resumen de diseños de bordado
Résumé des motifs de broderie

19
ABC

ABC	abc	0-9..	&?!	ÁÀá	ÑÑñ			
A	B	C	D	E	F	G	H	Delete
I	J	K	L	M	N	O	P	↓
Q	R	S	T	U	V	W	X	
Y	Z						↵	

ABC	abc	0-9..	&?!	ÁÀá	ÑÑñ			
a	b	c	d	e	f	g	h	Delete
i	j	k	l	m	n	o	p	↓
q	r	s	t	u	v	w	x	
y	z						↵	

ABC	abc	0-9..	&?!	ÁÀá	ÑÑñ			
0	1	2	3	4	5	6	7	Delete
8	9	#	%	\$	£	€	¥	↓
-	+	x	÷	=	*	.	,	
								↵

ABC	abc	0-9..	&?!	ÁÀá	ÑÑñ			
&	?	!	@	<	>	()	Delete
[]	/	\	~	:	;	©	↓
®	™	“	”	”	'	'	'	
								↵

ABC	abc	0-9..	&?!	ÁÀá	ÑÑñ			
Á	Ä	Å	Æ	à	á	â	ã	Delete
ä	å	æ	ç	ç	ð	ë	é	↓
ê	ë	è	é	ê	ë	ö	ü	
í	ï	ï	ì	í	ï	ï	ì	↵

ABC	abc	0-9..	&?!	ÁÀá	ÑÑñ			
Ñ	Ñ	ñ	Ó	Ö	Ø	Ó	œ	Delete
ò	ó	ô	ö	ø	ó	œ	í	↓
š	š	ŧ	Û	Ü	ù	ú	û	
ü	ž	þ	þ	þ				↵

20
ABC

ABC	abc	0-9..	&?!	ÁÀá	ÑÑñ			
A	B	C	D	E	F	G	H	Delete
I	J	K	L	M	N	O	P	↓
Q	R	S	T	U	V	W	X	
Y	Z						↵	

ABC	abc	0-9..	&?!	ÁÀá	ÑÑñ			
a	b	c	d	e	f	g	h	Delete
i	j	k	l	m	n	o	p	↓
q	r	s	t	u	v	w	x	
y	z						↵	

ABC	abc	0-9..	&?!	ÁÀá	ÑÑñ			
0	1	2	3	4	5	6	7	Delete
8	9	#	%	\$	£	€	¥	↓
-	+	x	÷	=	*	.	,	
								↵

ABC	abc	0-9..	&?!	ÁÀá	ÑÑñ			
&	?	!	@	<	>	()	Delete
[]	/	\	~	:	;	©	↓
®	™	“	”	”	'	'	'	
								↵

ABC	abc	0-9..	&?!	ÁÀá	ÑÑñ			
Á	Ä	Å	Æ	à	á	â	ã	Delete
ä	å	æ	ç	ç	ð	ë	é	↓
ê	ë	è	é	ê	ë	ö	ü	
í	ï	ï	ì	í	ï	ï	ì	↵

ABC	abc	0-9..	&?!	ÁÀá	ÑÑñ			
Ñ	Ñ	ñ	Ó	Ö	Ø	Ó	œ	Delete
ò	ó	ô	ö	ø	ó	œ	í	↓
š	š	ŧ	Û	Ü	ù	ú	û	
ü	ž	þ	þ	þ				↵

21
ABC

ABC	abc	0-9..	&?!	ÁÀá	ÉÉè	ññó	Tt	
A	B	C	D	E	F	G	H	Delete
I	J	K	L	M	N	O	P	↓
Q	R	S	T	U	V	W	X	
Y	Z						↵	

ABC	abc	0-9..	&?!	ÁÀá	ÉÉè	ññó	Tt	
a	b	c	d	e	f	g	h	Delete
i	j	k	l	m	n	o	p	↓
q	r	s	t	u	v	w	x	
y	z						↵	

ABC	abc	0-9..	&?!	ÁÀá	ÉÉè	ññó	Tt	
0	1	2	3	4	5	6	7	Delete
8	9	#	%	\$	£	€	¥	↓
-	+	x	÷	=	*	.	,	
								↵

ABC	abc	0-9..	&?!	ÁÀá	ÉÉè	ññó	Tt	
&	?	!	@	<	>	()	Delete
[]	/	\	~	:	;	©	↓
®	™	“	”	”	'	'	'	
								↵

ABC	abc	0-9..	&?!	ÁÀá	ÉÉè	ññó	Tt		
À	Á	Â	Ã	Ä	Å	Æ	À	Delete	
À	à	á	â	ã	ä	å	æ	↓	
ä	å	ç	ç	ç	ç	ç	ç		
ð	ð	d'						↵	

ABC	abc	0-9..	&?!	ÁÀá	ÉÉè	ññó	Tt	
È	É	Ê	Ë	Ë	É	è	é	Delete
è	ë	ç	ç	ð	ç	ç	ì	↓
í	ï	ï	ì	í	ï	ï	ì	
í	j	Ł	ı	ı	Ñ	Ñ	Ñ	↵



ABC	abc	0-9..	&?!	ÀÁà	ÈÉè	ñÑ	Ŧŧ
ñ	ń	ň	Ò	Ó	Ô	Õ	Ö
Ø	Ő	Œ	ò	ó	ô	õ	ö
ø	ő	œ	Ř	Ř	ř	ř	Š
Š	š	Ş	ş	ś	ś	ş	

ABC	abc	0-9..	&?!	ÀÁà	ÈÉè	ñÑ	Ŧŧ
Ŧ	ŧ	Ŧ	Ŧ	Ŧ	Ŧ	Ŧ	Ŧ
Ũ	Ū	Ŭ	ù	ú	û	ü	Û
Ý	ý	Ž	Ž	ž	ž	ž	
Ɔ	Ɔ	Ɔ					

22
ABC

ABC	abc	0-9..	&?!	ÀÁà	ÈÉè	ñÑ	Ŧŧ
A	B	C	D	E	F	G	H
I	J	K	L	M	N	O	P
Q	R	S	T	U	V	W	X
Y	Z						

ABC	abc	0-9..	&?!	ÀÁà	ÈÉè	ñÑ	Ŧŧ
a	b	c	d	e	f	g	h
i	j	k	l	m	n	o	p
q	r	s	t	u	v	w	x
y	z						

ABC	abc	0-9..	&?!	ÀÁà	ÈÉè	ñÑ	Ŧŧ
0	1	2	3	4	5	6	7
8	9	#	%	\$	£	€	¥
-	+	x	÷	=	*	.	,

ABC	abc	0-9..	&?!	ÀÁà	ÈÉè	ñÑ	Ŧŧ
&	?	!	@	<	>	()
[]	/	\	~	:	;	©
®	™	“	”	”	’	’	’

ABC	abc	0-9..	&?!	ÀÁà	ÈÉè	ñÑ	Ŧŧ
À	Á	Â	Ã	Ä	Å	Æ	Ǽ
À	á	â	ã	ä	å	æ	
ā	ą	Ç	Ć	Č	ç	ć	č
Đ	Đ	đ					

ABC	abc	0-9..	&?!	ÀÁà	ÈÉè	ñÑ	Ŧŧ
È	É	Ê	Ë	Ě	Ě	è	é
ê	ë	ë	ě	ě	Ĝ	ğ	İ
Í	Î	Ï	İ	ı	ı	ı	ı
ï	ı	Ł	ł	ł	Ń	ń	Ń

ABC	abc	0-9..	&?!	ÀÁà	ÈÉè	ñÑ	Ŧŧ
ñ	ń	ň	Ò	Ó	Ô	Õ	Ö
Ø	Ő	Œ	ò	ó	ô	õ	ö
ø	ő	œ	Ř	Ř	ř	ř	Š
Š	š	Ş	ş	ś	ś	ş	

ABC	abc	0-9..	&?!	ÀÁà	ÈÉè	ñÑ	Ŧŧ
Ŧ	ŧ	Ŧ	Ŧ	Ŧ	Ŧ	Ŧ	Ŧ
Ũ	Ū	Ŭ	ù	ú	û	ü	Û
Ý	ý	Ž	Ž	ž	ž	ž	
Ɔ	Ɔ	Ɔ					

50
ABCDE

ABC	abc	0-9..	&?!	ÀÁà	ŃŃñ		
A	B	C	D	E	F	G	H
I	J	K	L	M	N	O	P
Q	R	S	T	U	V	W	X
Y	Z						

ABC	abc	0-9..	&?!	ÀÁà	ŃŃñ		
a	b	c	d	e	f	g	h
i	j	k	l	m	n	o	p
q	r	s	t	u	v	w	x
y	z						

ABC	abc	0-9..	&?!	ÀÁà	ŃŃñ		
0	1	2	3	4	5	6	7
8	9	#	%	\$	£	€	¥
-	+	x	÷	=	*	.	,

ABC	abc	0-9..	&?!	ÀÁà	ŃŃñ		
&	?	!	@	<	>	()
[]	/	\	~	:	;	©
®	™	“	”	”	’	’	’

ABC	abc	0-9..	&?!	ÀÁà	ŃŃñ		
À	Ā	Ǻ	Æ	à	á	â	ã
ä	å	æ	Ç	ç	Đ	È	É
É	Ë	è	é	ê	ë	İ	ı
ì	ï	ı					

ABC	abc	0-9..	&?!	ÀÁà	ŃŃñ		
Ń	Ń	ñ	Ò	Ó	Ô	Õ	Ö
Ø	Ő	Œ	ò	ó	ô	õ	ö
ø	ő	œ	ř	ř	ř	ř	š
Ŧ	Ŧ	Ŧ	Ŧ	Ŧ	Ŧ	Ŧ	Ŧ

51

ABCDE

ABC	abc	0-9..	&?!	ÂĂă	ÑÑñ		
A	B	C	D	E	F	G	H
I	J	K	L	M	N	O	P
Q	R	S	T	U	V	W	X
Y	Z						

ABC	abc	0-9..	&?!	ÂĂă	ÑÑñ		
a	b	c	d	e	f	g	h
i	j	k	l	m	n	o	p
q	r	s	t	u	v	w	x
y	z						

ABC	abc	0-9..	&?!	ÂĂă	ÑÑñ		
0	1	2	3	4	5	6	7
8	9	#	%	\$	€	¥	
-	+	x	÷	=	*	.	,

ABC	abc	0-9..	&?!	ÂĂă	ÑÑñ		
&	?	!	@	<	>	()
[]	/	\	~	:	;	©
®	™	"	"	"	'	'	'

ABC	abc	0-9..	&?!	ÂĂă	ÑÑñ		
Â	Ă	Ă	Æ	à	á	â	ã
ä	å	æ	ç	ç	ð	è	é
ê	ë	è	é	ê	ë	ï	í
ì	ï	í					

ABC	abc	0-9..	&?!	ÂĂă	ÑÑñ		
Ñ	Ñ	ñ	Ô	Ö	Ø	Ó	Œ
ò	ó	ô	ö	ø	ó	œ	í
ı	Ű	Ű	ù	ú	û	ü	ž
ƀ	ƀ	ƀ					

70

АБВ

АБВ	ЧШЩ	абв	чшщ	0-9..			
А	Б	В	Г	Д	Е	Ё	Ж
З	И	Й	К	Л	М	Н	О
П	Р	С	Т	У	Ф	Х	Ц

АБВ	ЧШЩ	абв	чшщ	0-9..			
Ч	Ш	Щ	Ъ	Ы	Ь	Э	Ю
Я	Г	Є	І	Ї	Ў	Ҁ	҂
Ј	Љ	Њ	Џ	Ѓ	Ѕ	Ї	

АБВ	ЧШЩ	абв	чшщ	0-9..			
а	б	в	г	д	е	ё	ж
з	и	й	к	л	м	н	о
п	р	с	т	у	ф	х	ц

АБВ	ЧШЩ	абв	чшщ	0-9..			
ч	ш	щ	ъ	ы	ь	э	ю
я	г	є	і	ї	ў	Ҁ	҂
ј	љ	њ	џ	ѓ	ѕ	ѝ	

АБВ	ЧШЩ	абв	чшщ	0-9..			
0	1	2	3	4	5	6	7
8	9	,	.	-	&	?	!
()	/	'				

71

АБВ



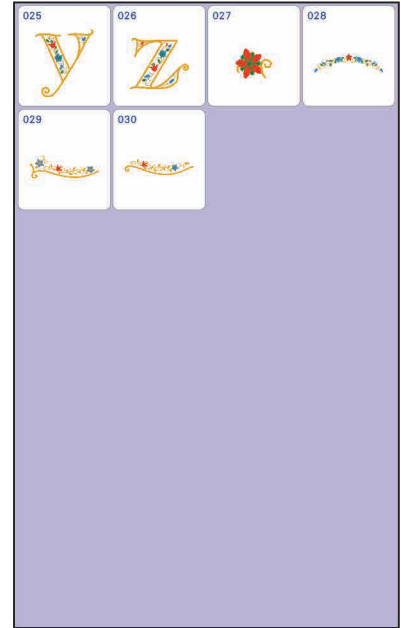

АБВ	ЧШЩ	абв	чшщ	0-9..			
А	Б	В	Г	Д	Е	Ё	Ж
З	И	Й	К	Л	М	Н	О
П	Р	С	Т	У	Ф	Х	Ц

АБВ	ЧШЩ	абв	чшщ	0-9..			
Ч	Ш	Щ	Ъ	Ы	Ь	Э	Ю
Я	Г	Є	І	Ї	Ў	Ҁ	҂
Ј	Љ	Њ	Џ	Ѓ	Ѕ	Ї	

АБВ	ЧШЩ	абв	чшщ	0-9..			
а	б	в	г	д	е	ё	ж
з	и	й	к	л	м	н	о
п	р	с	т	у	ф	х	ц

АБВ	ЧШЩ	абв	чшщ	0-9..			
ч	ш	щ	ъ	ы	ь	э	ю
я	г	є	і	ї	ў	Ҁ	҂
ј	љ	њ	џ	ѓ	ѕ	ѝ	

АБВ	ЧШЩ	абв	чшщ	0-9..			
0	1	2	3	4	5	6	7
8	9	,	.	-	&	?	!
()	/	'				



Summary of Embroidery Patterns
 Resumen de diseños de bordado
 Résumé des motifs de broderie

073 	074 	075 	076
077 	078 	079 	080
081 			

03

001 	002 	003 	004
005 	006 	007 	008
009 	010 	011 	012
013 	014 	015 	016
017 	018 	019 	020
021 	022 	023 	024

025 	026 	027 	028
029 	030 	031 	032
033 	034 	035 	036
037 	038 	039 	040
041 	042 	043 	044
045 	046 	047 	048

049 	050 	051 	052
053 	054 	055 	056
057 	058 	059 	060



04 AB

001	002	003	004
A	B	C	D
005	006	007	008
E	F	G	H
009	010	011	012
I	J	K	L
013	014	015	016
M	N	O	P
017	018	019	020
Q	R	S	T
021	022	023	024
U	V	W	X

025	026	027	028
Y	Z	A	B
029	030	031	032
C	D	E	F
033	034	035	036
G	H	I	J
037	038	039	040
K	L	M	N
041	042	043	044
O	P	Q	R
045	046	047	048
S	T	U	V

049	050	051	052
W	X	Y	Z
053	054	055	056
057	058	059	060
061	062	063	064

05 AB

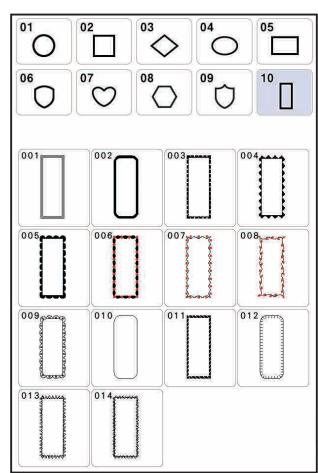
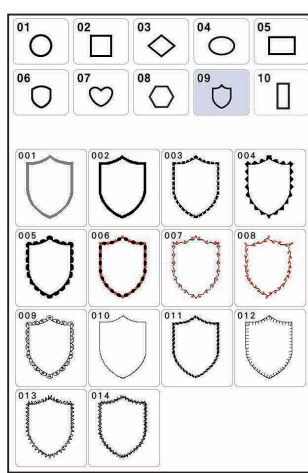
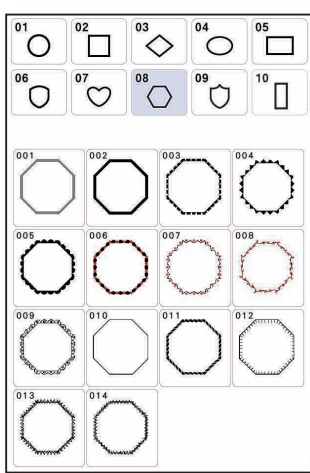

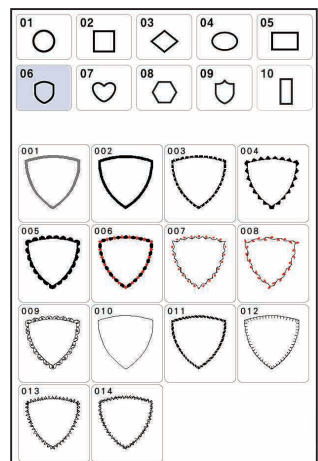
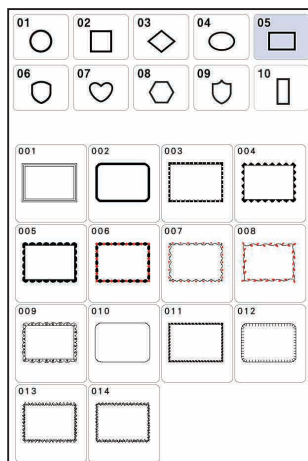
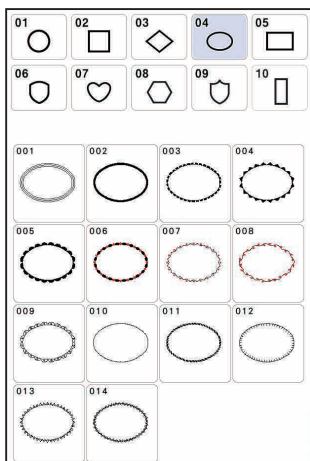
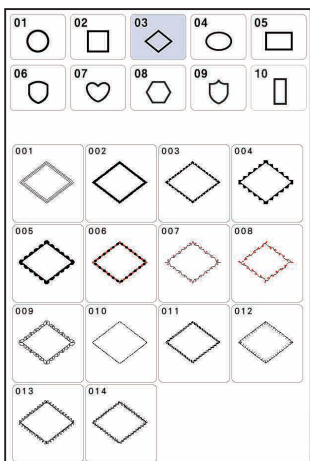
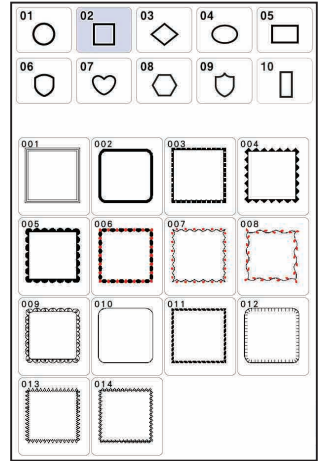
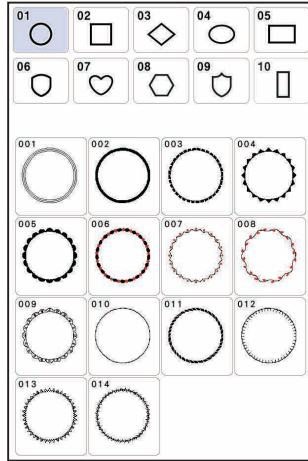

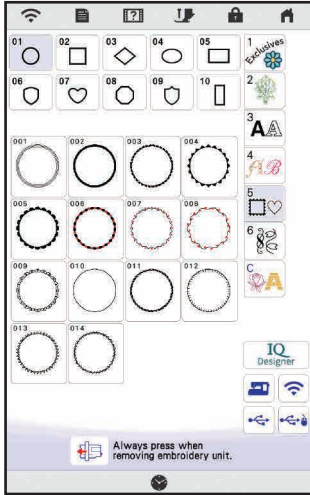
001	002	003	004
A	B	C	D
005	006	007	008
E	F	G	H
009	010	011	012
I	J	K	L
013	014	015	016
M	N	O	P
017	018	019	020
Q	R	S	T
021	022	023	024
U	V	W	X

025	026	027	028
Y	Z	A	B
029	030		

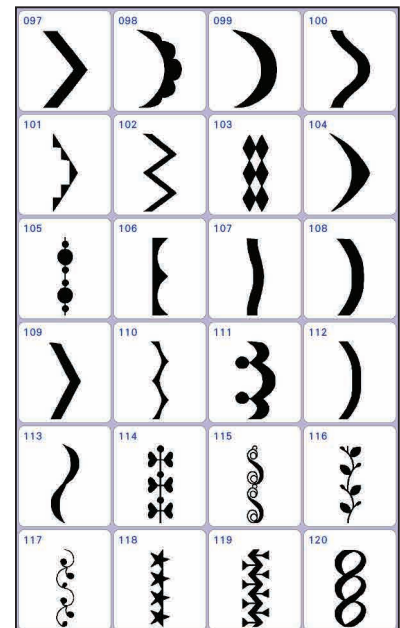



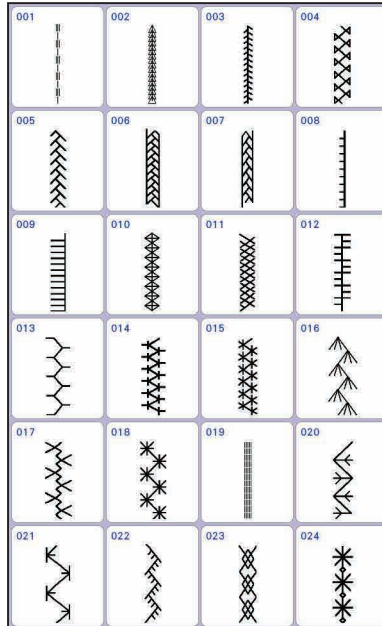




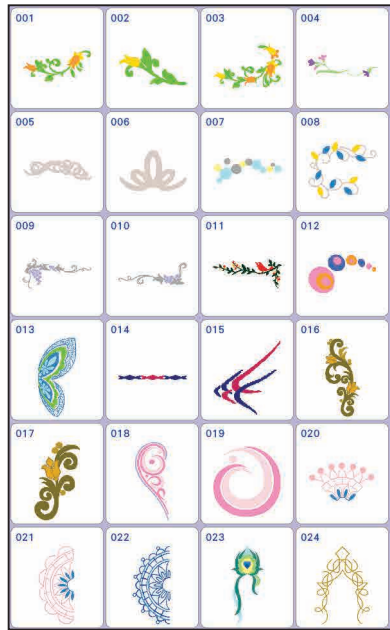
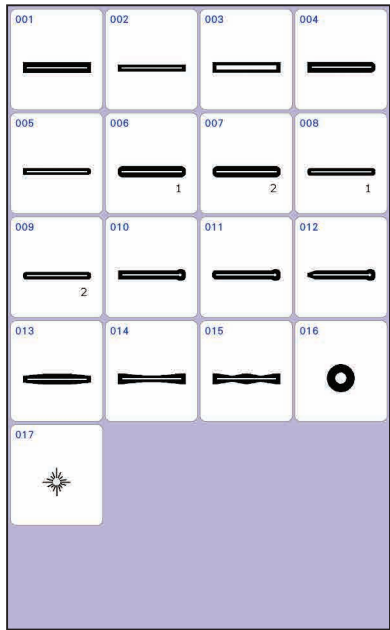

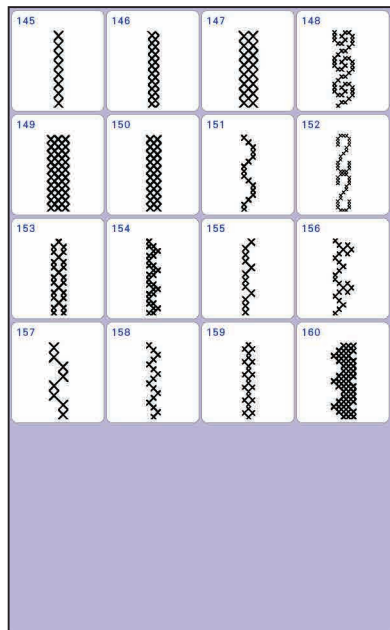

001 A	002 B	003 C	004 D
005 E	006 F	007 G	008 H
009 I	010 J	011 K	012 L
013 M	014 N	015 O	016 P
017 Q	018 R	019 S	020 T
021 U	022 V	023 W	024 X

025 Y	026 Z	027 ●	028 ✂
029 ○	030 ⬡		








Summary of Embroidery Patterns Resumen de diseños de bordado Résumé des motifs de broderie





Summary of Embroidery Patterns Resumen de diseños de bordado Résumé des motifs de broderie



Embroidery Pattern Color Change Table

Tabla de cambio de color para patrones de bordado

Tableau de changement de couleur des motifs de broderie

Embroidery time and size of each design in this guide may differ from the information on the machine display. Please use as a reference purpose only. The color numbers in this guide are for the Embroidery thread brand unless otherwise noted.

- Patterns marked with ● have been rotated. Check your design placement prior to embroidering.
- ♥ Refer to the Instruction and Reference Guide for the embroidery machine for details on how to embroider appliqués.
- 2 Refer to this guide page 67.
- 1 Due to the complexity of this pattern, we recommend embroidering it at its default size.

El tiempo de bordado y el tamaño de cada diseño en esta guía pueden diferir de la información en la pantalla de la máquina. Por favor, use solo como referencia.

- Los números de colores en esta guía se refieren a la marca de hilos de Bordado, a menos que se indique lo contrario.
- Los patrones marcados con ● se han girado. Compruebe la colocación del diseño antes de bordar.
- ♥ Consulte el guía de referencia y de instrucciones de la máquina de bordar si desea más información sobre cómo bordar apliques.
- 2 Consulte la página 67 de esta guía.
- 1 Debido a la complejidad de este patrón de bordado, recomendamos bordarlo a su tamaño predeterminado.

La durée de broderie et la taille de chaque motif présenté dans ce guide peuvent différer des informations affichées à l'écran de la machine. Merci de les utiliser à titre de référence uniquement.


- Les numéros des couleurs dans ce guide correspondent à la marque de fils de broderie Embroidery, sauf indication contraire.
- Les motifs signalés par ● ont été pivotés. Vérifiez l'emplacement de votre motif avant de commencer à broder.
- ♥ Reportez-vous au guide d'instructions et de référence de la machine à broder pour plus d'informations sur la broderie des appliqués.
- 2 Référez-vous à la page 67 de ce guide.
- 1 En raison de la complexité de ce motif de broderie, nous vous conseillons de le broder sans modifier sa taille définie par défaut.

Asian

Asiáticos

Asiatique

Asian



No.1	29 min
1	(339)
2	(800)
3	(704)
4	(005)
5	(817)
6	(707)
↓	192.9 mm
↔	196.0 mm

Time required for embroidering
Tiempo requerido para el bordado
Durée requise pour broder

Embroidery thread color number
Número de color del hilo de bordado
Numéro de couleur du fil de broderie

Embroidery size
Tecla de tamaño
Taille de la broderie

Embroidery thread color
Color del hilo de bordado
Couleur du fil de broderie



No.3	30 min
1	(079)
2	(807)
3	(107)
4	(079)
5	(807)
6	(214)
7	(513)
8	(030)
9	(124)
10	(085)
11	(800)
12	(086)
13	(205)
14	(086)
↓	88.4 mm
↔	170.3 mm



● No.2	70 min
1	(704)
2	(058)
3	(079)
4	(086)
5	(107)
6	(519)
7	(206)
↓	245.1 mm
↔	234.2 mm

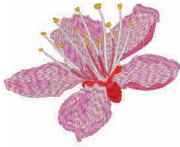
No.4	53 min
1	(107)
2	(085)
3	(333)
4	(515)
5	(027)
6	(800)
7	(079)
8	(085)
9	(807)
10	(124)
11	(208)
↓	169.9 mm
↔	105.7 mm





No.5 **19 min**

1	■ (800)
2	■ (079)
3	■ (085)
4	■ (086)
5	■ (214)
6	■ (124)
7	■ (807)
↓	73.0 mm
↔	93.8 mm



No.10 **12 min**

1	■ (900)
↓	170.8 mm
↔	59.5 mm



No.6 **31 min**

1	■ (079)
2	■ (085)
3	■ (086)
4	■ (800)
5	■ (214)
6	■ (124)
7	■ (807)
8	■ (214)
↓	92.2 mm
↔	92.4 mm




No.11 **66 min**

1	■ (001)
2	■ (214)
3	■ (206)
4	■ (017)
5	■ (420)
6	■ (800)
7	■ (507)
8	■ (900)
↓	184.3 mm
↔	203.2 mm



No.7 **9 min**

1	■ (085)
2	■ (807)
3	■ (107)
↓	79.2 mm
↔	168.1 mm



No.8 **5 min**

1	■ (107)
2	■ (333)
3	■ (085)
↓	94.4 mm
↔	61.4 mm



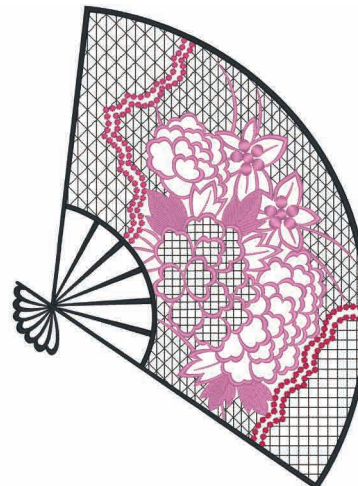
No.9 **29 min**

1	■ (900)
↓	217.3 mm
↔	170.6 mm



No.12 **60 min**

1	■ (900)
2	■ (086)
3	■ (107)
4	■ (085)
5	■ (707)
↓	255.8 mm
↔	188.0 mm






No.13 **52 min**

1	█ (704)
2	█ (800)
3	█ (900)
4	█ (707)
↓	125.0 mm
↔	125.0 mm



No.14 **50 min**

1	█ (704)
2	█ (900)
3	█ (800)
↓	125.0 mm
↔	125.0 mm



No.15 **55 min**

1	█ (800)
2	█ (704)
3	█ (900)
4	█ (005)
5	█ (707)
↓	125.0 mm
↔	125.0 mm



No.16 **13 min**

1	█ (017)
2	█ (704)
3	█ (900)
4	█ (704)
5	█ (017)
6	█ (707)
7	█ (900)
↓	95.8 mm
↔	89.6 mm



No.17 **9 min**

1	█ (704)
2	█ (017)
3	█ (900)
4	█ (707)
5	█ (017)
6	█ (704)
↓	95.8 mm
↔	83.2 mm




No.18 **8 min**

1	█ (704)
2	█ (707)
3	█ (900)
4	█ (707)
5	█ (017)
6	█ (704)
↓	95.9 mm
↔	94.7 mm


- ✦ Botanical
- ✦ Botánicos
- ✦ Botanique

Botanical



No.1 **86 min**

1	█ (612)	12	█ (001)
2	█ (079)	13	█ (079)
3	█ (107)	14	█ (107)
4	█ (333)	15	█ (001)
5	█ (085)	16	█ (107)
6	█ (017)	17	█ (001)
7	█ (612)	18	█ (804)
8	█ (001)	19	█ (869)
9	█ (614)	20	█ (001)
10	█ (001)	21	█ (869)
11	█ (614)		
↓	265.2 mm	↔	194.2 mm



No.2 **52 min**

1	█ (001)
2	█ (019)
3	█ (001)
4	█ (807)
5	█ (019)
6	█ (001)
↓	278.3 mm
↔	195.9 mm

Embroidery Pattern Color Change Table
Tabla de cambio de color para patrones de bordado
Tableau de changement de couleur des motifs de broderie



No.3 62 min

1	■ (517)
2	■ (058)
3	■ (509)
4	■ (502)
5	■ (542)
6	■ (519)
7	■ (124)
8	■ (333)
9	■ (900)
10	■ (542)
11	■ (519)
↓	292.4 mm
↔	143.7 mm




No.7 22 min

1	■ (005)
2	■ (817)
3	■ (001)
↓	90.3 mm
↔	120.7 mm



No.8 37 min

1	■ (005)
2	■ (817)
3	■ (005)
4	■ (001)
↓	171.7 mm
↔	120.6 mm



No.4 20 min

1	■ (202)
2	■ (019)
3	■ (085)
↓	118.8 mm
↔	141.6 mm



No.9 41 min

1	■ (005)
2	■ (817)
3	■ (005)
4	■ (001)
↓	107.9 mm
↔	171.6 mm



No.5 31 min

1	■ (519)
↓	177.2 mm
↔	161.8 mm



No.6 23 min

1	■ (900)
↓	154.4 mm
↔	118.8 mm



No.10 16 min

1	■ (339)
2	■ (323)
3	■ (058)
4	■ (307)
5	■ (843)
6	■ (126)
7	■ (209)
8	■ (202)
9	■ (017)
10	■ (019)
11	■ (900)
12	■ (001)
13	■ (399)
14	■ (085)
15	■ (206)
↓	93.7 mm
↔	48.2 mm



No.11 **14 min**

1	(005)
2	(704)
3	(070)
4	(900)
5	(001)
↓	95.7 mm
↔	57.1 mm



No.15 **47 min**

1	(515)
2	(513)
3	(517)
4	(808)
5	(502)
6	(330)
7	(517)
↓	196.6 mm
↔	196.0 mm



No.12 **13 min**

1	(704)
2	(005)
3	(900)
4	(513)
5	(001)
↓	87.3 mm
↔	95.5 mm



No.16 **57 min**

1	(509)
2	(515)
3	(808)
4	(507)
5	(206)
6	(509)
7	(515)
8	(808)
9	(507)
10	(206)
↓	279.0 mm
↔	177.8 mm



No.13 **14 min**

1	(214)
2	(209)
↓	74.1 mm
↔	95.4 mm

No.17 **47 min**

1	(900)
↓	250.4 mm
↔	235.7 mm




No.14 **49 min**

1	(348)
2	(323)
3	(348)
4	(323)
5	(339)
6	(214)
7	(209)
8	(337)
9	(126)
10	(206)
11	(330)
12	(614)
↓	217.5 mm
↔	196.0 mm



Embroidery Pattern Color Change Table
Tabla de cambio de color para patrones de bordado
Tableau de changement de couleur des motifs de broderie



No.18 **68 min**

1		(513)
2		(519)
3		(808)
↓ 228.2 mm		
↔ 223.9 mm		



No.20 **27 min**

1		(542)
2		(085)
3		(534)
4		(107)
5		(704)
6		(513)
7		(086)
8		(208)
9		(070)
10		(515)
↓ 174.0 mm		
↔ 115.4 mm		



No.19 **93 min**

1		(502)
2		(515)
3		(507)
4		(017)
5		(019)
6		(804)
7		(079)
8		(107)
9		(086)
10		(070)
11		(807)
12		(817)
13		(307)
14		(202)
15		(812)
16		(869)
17		(406)
18		(107)
19		(515)
↓ 252.7 mm		
↔ 197.0 mm		



No.21 **23 min**

1		(017)
2		(415)
3		(607)
4		(085)
5		(126)
6		(079)
7		(019)
↓ 135.0 mm		
↔ 148.9 mm		



- ❖ Celebrate
- ❖ Celebración
- ❖ Festifs

Celebrate

No.1 **172 min**

1	■ (030)
2	■ (800)
3	■ (307)
4	■ (001)
5	■ (399)
6	■ (005)
7	■ (800)
8	■ (807)
9	■ (079)
10	■ (333)
11	■ (348)
12	■ (399)
13	■ (001)
14	■ (007)
15	■ (900)
16	■ (001)
17	■ (348)
18	■ (001)
19	■ (399)

↓ 203.2 mm
↔ 196.9 mm



No.4 **48 min**

1	■ (704)
2	■ (005)
3	■ (399)
4	■ (001)
5	■ (328)
6	■ (704)
7	■ (707)

↓ 170.1 mm
↔ 85.8 mm



No.2 **60 min**

1	■ (515)	15	■ (800)
2	■ (513)	16	■ (085)
3	■ (502)	17	■ (515)
4	■ (058)	18	■ (513)
5	■ (001)	19	■ (502)
6	■ (124)	20	■ (800)
7	■ (019)	21	■ (807)
8	■ (214)	22	■ (900)
9	■ (209)	23	■ (515)
10	■ (339)	24	■ (513)
11	■ (058)	25	■ (502)
12	■ (900)	26	■ (001)
13	■ (058)	27	■ (406)
14	■ (323)	28	■ (800)

↓ 143.1 mm ↔ 119.6 mm



No.5 **29 min**

1	■ (399)
2	■ (005)
3	■ (900)
4	■ (005)
5	■ (001)

↓ 170.1 mm
↔ 108.5 mm



No.6 **18 min**

1	■ (307)
2	■ (843)
3	■ (348)
4	■ (323)
5	■ (010)
6	■ (704)
7	■ (005)

↓ 93.9 mm
↔ 93.7 mm



No.3 **23 min**

1	■ (515)
2	■ (800)
3	■ (214)

↓ 120.1 mm
↔ 130.3 mm



No.7 **65 min**

1	■ (005)
2	■ (001)
3	■ (817)
4	■ (328)
5	■ (900)

↓ 169.4 mm
↔ 121.6 mm



Embroidery Pattern Color Change Table
Tabla de cambio de color para patrones de bordado
Tableau de changement de couleur des motifs de broderie



No.8 **52 min**

1	(085)	14	(070)
2	(079)	15	(086)
3	(085)	16	(612)
4	(900)	17	(085)
5	(001)	18	(124)
6	(124)	19	(017)
7	(348)	20	(206)
8	(058)	21	(613)
9	(509)	22	(804)
10	(534)	23	(812)
11	(507)	24	(612)
12	(509)	25	(206)
13	(810)		

↓ 130.6 mm ↔ 119.4 mm



No.12 **16 min**

1	(333)
---	-------

↓ 113.2 mm
↔ 127.1 mm



No.9 **17 min**

1	(900)
---	-------

↓ 168.9 mm
↔ 87.3 mm



No.13 **26 min**

1	(900)
2	(800)

↓ 170.2 mm
↔ 104.7 mm



No.10 **15 min**

1	(900)
---	-------

↓ 173.6 mm
↔ 80.0 mm



No.14 **13 min**

1	(900)
2	(800)

↓ 96.2 mm
↔ 78.4 mm



No.11 **14 min**

1	(900)
---	-------

↓ 97.5 mm
↔ 71.6 mm



No.15 **34 min**

1	(323)
2	(534)
3	(800)
4	(330)
5	(348)
6	(086)

↓ 216.0 mm
↔ 170.0 mm



No.16

47 min



1	(005)	16	(704)
2	(058)	17	(058)
3	(206)	18	(206)
4	(323)	19	(515)
5	(058)	20	(513)
6	(333)	21	(323)
7	(001)	22	(005)
8	(307)	23	(707)
9	(027)	24	(001)
10	(513)	25	(804)
11	(206)	26	(607)
12	(515)	27	(614)
13	(900)	28	(206)
14	(707)	29	(058)
15	(005)	30	(030)

↓ 117.3 mm ↔ 170.1 mm

No.20



120 min			
1	(607)	16	(900)
2	(812)	17	(704)
3	(202)	18	(348)
4	(126)	19	(058)
5	(517)	20	(900)
6	(017)	21	(126)
7	(817)	22	(209)
8	(005)	23	(339)
9	(707)	24	(348)
10	(348)	25	(843)
11	(614)	26	(348)
12	(519)	27	(214)
13	(058)	28	(900)
14	(202)	29	(808)
15	(126)	30	(614)

↓ 231.8 mm ↔ 141.1 mm

No.17

28 min



1	(900)
2	(001)
3	(900)

↓ 170.0 mm
↔ 96.0 mm

No.18

18 min



1	(900)
2	(001)

↓ 95.1 mm
↔ 81.0 mm

No.19

72 min



1	(205)	13	(348)
2	(206)	14	(208)
3	(209)	15	(800)
4	(202)	16	(817)
5	(208)	17	(704)
6	(800)	18	(017)
7	(502)	19	(704)
8	(519)	20	(804)
9	(804)	21	(007)
10	(007)	22	(208)
11	(900)	23	(900)
12	(010)		

↓ 121.1 mm ↔ 163.3 mm

No.21

9 min



1	(900)
---	-------

↓ 95.0 mm
↔ 71.6 mm

No.22

5 min



1	(900)
---	-------

↓ 95.0 mm
↔ 73.6 mm

Embroidery Pattern Color Change Table
Tabla de cambio de color para patrones de bordado
Tableau de changement de couleur des motifs de broderie

✿ **Emoji**
 ✿ **Emoji**
 ✿ **Émoticônes**

Emoji



No.1 **31 min**

1	Yellow (205)
2	White (001)
3	Light Blue (017)
4	Black (707)
5	White (001)
6	Yellow (206)
7	Black (707)
8	White (001)
↓	93.0 mm
↔	93.2 mm



No.4 **33 min**

1	Yellow (206)
2	Pink (079)
3	Black (900)
4	Olive Green (330)
5	Red (333)
6	Black (900)
7	Pink (079)
↓	95.3 mm
↔	95.9 mm



No.2 **29 min**

1	Yellow (205)
2	Pink (079)
3	Black (707)
4	Red (337)
5	White (001)
6	Olive Green (330)
↓	93.0 mm
↔	93.3 mm



No.5 **29 min**

1	Yellow (205)
2	Pink (079)
3	Black (707)
4	White (001)
5	Blue (019)
6	Black (707)
7	White (001)
8	Yellow (205)
↓	92.7 mm
↔	93.0 mm



No.3 **33 min**

1	Yellow (205)
2	Pink (079)
3	Black (707)
4	White (001)
5	Black (704)
6	Blue (019)
7	Black (707)
8	White (001)
↓	92.9 mm
↔	93.2 mm



- ✂ Explore
- ✂ Exploración
- ✂ Exploration

Explore

BORN TO BE WILD



No.1 **128 min**

1	█ (900)
2	█ (030)
3	█ (214)
4	█ (337)
5	█ (900)
6	█ (337)
7	█ (900)
8	█ (337)
9	█ (005)
10	█ (900)
11	█ (005)
12	█ (339)
13	█ (214)
14	█ (843)
15	█ (900)
↓ 241.4 mm	
↔ 196.0 mm	



No.4 **106 min**

1	█ (513)	19	█ (070)
2	█ (323)	20	█ (337)
3	█ (348)	21	█ (513)
4	█ (502)	22	█ (205)
5	█ (612)	23	█ (086)
6	█ (017)	24	█ (399)
7	█ (005)	25	█ (620)
8	█ (126)	26	█ (405)
9	█ (206)	27	█ (348)
10	█ (202)	28	█ (323)
11	█ (843)	29	█ (399)
12	█ (817)	30	█ (704)
13	█ (542)	31	█ (900)
14	█ (017)	32	█ (010)
15	█ (001)	33	█ (001)
16	█ (005)	34	█ (614)
17	█ (620)	35	█ (330)
18	█ (900)	36	█ (900)
↓ 194.2 mm ↔ 176.3 mm			



No.2 **94 min**

1	█ (900)
↓ 260.6 mm	
↔ 194.4 mm	



No.5 **119 min**

1	█ (323)	22	█ (519)
2	█ (513)	23	█ (399)
3	█ (515)	24	█ (348)
4	█ (502)	25	█ (900)
5	█ (027)	26	█ (202)
6	█ (534)	27	█ (209)
7	█ (323)	28	█ (058)
8	█ (058)	29	█ (519)
9	█ (323)	30	█ (323)
10	█ (209)	31	█ (348)
11	█ (206)	32	█ (704)
12	█ (202)	33	█ (900)
13	█ (307)	34	█ (079)
14	█ (817)	35	█ (399)
15	█ (005)	36	█ (800)
16	█ (399)	37	█ (323)
17	█ (900)	38	█ (704)
18	█ (817)	39	█ (399)
19	█ (843)	40	█ (017)
20	█ (515)	41	█ (812)
21	█ (502)	42	█ (707)
↓ 195.0 mm ↔ 189.0 mm			

No.3 **33 min**

1	█ (900)
↓ 298.4 mm	
↔ 146.1 mm	



Embroidery Pattern Color Change Table
Tabla de cambio de color para patrones de bordado
Tableau de changement de couleur des motifs de broderie



No.6 **119 min**

1	(843)	17	(001)
2	(323)	18	(800)
3	(513)	19	(900)
4	(515)	20	(337)
5	(058)	21	(509)
6	(323)	22	(019)
7	(209)	23	(058)
8	(206)	24	(126)
9	(202)	25	(405)
10	(399)	26	(001)
11	(005)	27	(800)
12	(399)	28	(704)
13	(017)	29	(900)
14	(348)	30	(205)
15	(900)	31	(534)
16	(817)	32	(001)

↓ 192.5 mm ↔ 195.5 mm



No.8 **110 min**

1	(399)	15	(900)
2	(900)	16	(399)
3	(869)	17	(070)
4	(807)	18	(337)
5	(030)	19	(513)
6	(209)	20	(205)
7	(205)	21	(086)
8	(328)	22	(323)
9	(124)	23	(058)
10	(001)	24	(515)
11	(085)	25	(704)
12	(001)	26	(900)
13	(348)	27	(323)
14	(086)	28	(399)

↓ 177.7 mm ↔ 192.8 mm



No.7 **135 min**

1	(348)	21	(070)
2	(509)	22	(513)
3	(808)	23	(206)
4	(519)	24	(515)
5	(010)	25	(107)
6	(209)	26	(509)
7	(058)	27	(001)
8	(513)	28	(323)
9	(843)	29	(704)
10	(214)	30	(900)
11	(812)	31	(086)
12	(817)	32	(869)
13	(800)	33	(001)
14	(017)	34	(612)
15	(005)	35	(017)
16	(001)	36	(208)
17	(205)	37	(205)
18	(209)	38	(030)
19	(800)	39	(900)
20	(900)		

↓ 194.6 mm ↔ 198.6 mm



No.9 **64 min**

1	(019)
2	(707)
3	(800)

↓ 209.3 mm
↔ 196.9 mm



No.10 **13 min**


1	(900)
---	-------

↓ 93.1 mm
↔ 96.4 mm



No.11 **26 min**

1	□ (001)
2	■ (900)
↓	90.2 mm
↔	96.2 mm



● **No.15** **22 min**

1	■ (707)
↓	245.7 mm
↔	159.0 mm



No.12 **26 min**

1	■ (900)
↓	173.2 mm
↔	110.0 mm

No.16 **188 min**

1	□ (843)
2	■ (348)
3	■ (328)
4	■ (323)
5	■ (058)
6	■ (509)
7	■ (808)
8	■ (513)
9	□ (843)
10	■ (214)
11	■ (126)
12	■ (323)
13	■ (206)
14	□ (001)
15	■ (214)
16	■ (513)
17	■ (107)
18	□ (001)
↓	252.5 mm
↔	197.0 mm



No.13 **78 min**

1	■ (808)
2	□ (001)
3	■ (808)
↓	195.7 mm
↔	234.0 mm



LIVE, LOVE, CAMP

No.14 **15 min**

1	■ (707)
↓	185.3 mm
↔	149.0 mm



No.17 **122 min**

1	■ (202)
2	■ (209)
3	■ (800)
4	■ (534)
5	■ (058)
6	□ (001)
7	■ (206)
8	■ (209)
↓	198.5 mm
↔	234.0 mm



Embroidery Pattern Color Change Table
Tabla de cambio de color para patrones de bordado
Tableau de changement de couleur des motifs de broderie

- ❁ Fishing
- ❁ Pesca
- ❁ Pêche

Fishing



No.1 **23 min**

1	■ (900)
2	■ (214)
↓	146.2 mm
↔	108.0 mm



No.5 **10 min**

1	■ (339)
2	■ (206)
3	■ (399)
4	■ (900)
5	■ (005)
6	■ (206)
7	■ (010)
8	■ (348)
9	■ (900)
10	■ (030)
11	■ (420)
↓	168.6 mm
↔	96.6 mm



No.2 **14 min**

1	■ (900)
↓	120.6 mm
↔	108.0 mm



No.6 **5 min**

1	■ (019)
2	■ (005)
3	■ (817)
4	■ (001)
5	■ (817)
6	■ (323)
7	■ (707)
8	■ (843)
9	■ (542)
10	■ (800)
↓	144.2 mm
↔	121.3 mm



No.3 **12 min**

1	■ (900)
2	■ (001)
↓	95.3 mm
↔	84.2 mm



No.7 **5 min**

1	■ (323)
2	■ (001)
3	■ (800)
4	■ (900)
↓	95.3 mm
↔	26.4 mm



No.4 **105 min**

1	■ (323)
2	■ (348)
3	■ (900)
4	■ (348)
5	■ (900)
6	■ (323)
7	■ (348)
8	■ (900)
9	■ (005)
↓	135.1 mm
↔	145.0 mm



No.8 **9 min**

1	■ (800)	8	■ (502)
2	■ (005)	9	■ (515)
3	■ (206)	10	■ (817)
4	■ (010)	11	■ (800)
5	■ (209)	12	■ (808)
6	■ (001)	13	■ (507)
7	■ (509)	14	■ (707)
↓	42.8 mm	↔	94.1 mm



No.9

16 min	
1	(005)
2	(085)
3	(399)
4	(323)
5	(085)
6	(206)
7	(001)
8	(209)
9	(214)
10	(900)
11	(086)
12	(019)
13	(001)
↓ 86.0 mm	
↔ 98.0 mm	



No.13

7 min	
1	(005)
2	(209)
3	(534)
4	(810)
5	(205)
6	(800)
7	(126)
8	(001)
9	(214)
10	(339)
11	(810)
12	(515)
13	(323)
14	(005)
↓ 28.7 mm ↔ 95.3 mm	



No.14

8 min	
1	(817)
2	(843)
3	(399)
4	(005)
5	(817)
6	(339)
7	(307)
8	(001)
9	(517)
10	(348)
11	(707)
12	(399)
13	(817)
14	(900)
15	(323)
16	(206)
17	(817)
↓ 26.7 mm ↔ 94.3 mm	



No.10

16 min	
1	(707)
2	(214)
3	(330)
4	(085)
5	(800)
6	(058)
7	(502)
8	(509)
9	(515)
10	(507)
11	(519)
12	(507)
13	(348)
14	(330)
15	(843)
16	(214)
17	(330)
18	(058)
19	(800)
↓ 55.2 mm ↔ 93.6 mm	



No.15

8 min	
1	(205)
2	(800)
3	(001)
4	(900)
↓ 29.9 mm	
↔ 92.7 mm	



No.11

9 min	
1	(869)
2	(800)
3	(209)
4	(001)
5	(817)
6	(620)
7	(399)
8	(328)
9	(900)
↓ 80.7 mm	
↔ 90.9 mm	




No.16

76 min	
1	(001)
2	(126)
3	(542)
4	(534)
5	(209)
6	(900)
↓ 126.0 mm	
↔ 140.0 mm	



No.12

5 min	
1	(800)
2	(399)
3	(214)
4	(323)
5	(800)
↓ 48.1 mm	
↔ 95.3 mm	



No.17

66 min	
1	(205)
2	(214)
3	(001)
4	(415)
5	(900)
↓ 110.0 mm	
↔ 140.0 mm	



Embroidery Pattern Color Change Table
Tabla de cambio de color para patrones de bordado
Tableau de changement de couleur des motifs de broderie


- ❖ Freehand Designs
- ❖ Diseños a mano alzada
- ❖ Motifs Main levée

**Freehand
Designs**



No.1

65 min	
1	■ (900)
2	□ (001)
3	■ (900)
4	□ (001)
5	■ (900)
6	■ (058)
↓ 294.8 mm	
↔ 189.2 mm	




No.3

51 min	
1	■ (900)
↓ 198.2 mm	
↔ 228.1 mm	



No.2

31 min	
1	■ (900)
↓ 297.1 mm	
↔ 187.5 mm	




No.4

30 min	
1	■ (900)
↓ 133.9 mm	
↔ 196.9 mm	



No.5

53 min	
1	■ (900)
↓ 189.4 mm	
↔ 195.8 mm	




No.6 38 min
 1 ■ (900)
 ↓ 193.3 mm
 ↔ 179.8 mm




No.9 41 min
 1 ■ (328)
 ↓ 190.4 mm
 ↔ 196.0 mm



No.7 42 min
 1 ■ (328)
 ↓ 191.4 mm
 ↔ 196.0 mm



No.10 31 min
 1 ■ (328)
 ↓ 196.0 mm
 ↔ 195.7 mm



No.8 39 min
 1 ■ (328)
 ↓ 196.0 mm
 ↔ 190.3 mm



No.11 28 min
 1 ■ (214)
 ↓ 190.0 mm
 ↔ 196.0 mm



No.12 19 min
 1 ■ (900)
 ↓ 121.9 mm
 ↔ 143.6 mm

Embroidery Pattern Color Change Table
Tabla de cambio de color para patrones de bordado
Tableau de changement de couleur des motifs de broderie

- ❁ Home Accents
- ❁ Diseños domésticos destacados
- ❁ Motifs déco

Home Accents



No.1 **32 min**

1	■ (323)
2	■ (126)
3	■ (323)
4	■ (126)
5	■ (323)
↓	193.5 mm
↔	193.5 mm



No.2 **25 min**

1	■ (206)
2	■ (323)
3	■ (126)
↓	169.7 mm
↔	170.0 mm



No.3 **22 min**

1	■ (086)
↓	156.0 mm
↔	118.4 mm




No.4 **71 min**

1	■ (017)
2	■ (001)
↓	169.9 mm
↔	113.9 mm



No.5 **14 min**

1	■ (406)
↓	74.9 mm
↔	97.4 mm



No.6 **22 min**

1	■ (406)
↓	98.2 mm
↔	97.9 mm




No.7 **24 min**

1	■ (406)
↓	91.3 mm
↔	97.9 mm




No.8 **22 min**

1	■ (406)
↓	98.2 mm
↔	98.3 mm



No.9 **19 min**

1	■ (406)
↓	98.6 mm
↔	98.7 mm



No.10 **51 min**

1	■ (019)
2	■ (812)
3	■ (542)
4	■ (399)
5	■ (812)
6	■ (001)
7	■ (542)
8	■ (812)
9	■ (001)
↓	195.4 mm
↔	195.4 mm



No.12 **33 min**

1	■ (019)
2	■ (406)
3	■ (420)
4	■ (205)
5	■ (126)
6	■ (337)
7	■ (807)
8	■ (209)
9	■ (017)
10	■ (070)
11	■ (085)
12	■ (010)
13	■ (807)
14	■ (800)
15	■ (406)
16	■ (208)
17	■ (612)
18	■ (509)
↓	130.7 mm
↔	120.1 mm



No.11 **12 min**

1	■ (019)
2	■ (812)
3	■ (001)
4	■ (812)
5	■ (542)
6	■ (399)
↓	79.5 mm
↔	93.3 mm

✿ Kids Corner
 ✿ Para niños
 ✿ Motifs jeunesse

**Kids
 Corner**



No.1 **137 min**

1	■ (085)
2	■ (086)
3	■ (502)
4	■ (007)
5	■ (209)
6	■ (017)
7	■ (085)
8	■ (086)
9	■ (007)
10	■ (209)
11	■ (017)
12	■ (001)
↓	195.4 mm
↔	197.2 mm



No.2 **25 min**

1	■ (399)
2	■ (107)
3	■ (339)
4	■ (107)
5	■ (843)
6	■ (534)
7	■ (900)
8	■ (399)
↓	84.4 mm
↔	91.3 mm



No.3 **14 min**

1	■ (001)	8	■ (107)
2	■ (005)	9	■ (209)
3	■ (707)	10	■ (030)
4	■ (900)	11	■ (542)
5	■ (001)	12	■ (017)
6	■ (017)	13	■ (209)
7	■ (800)		
↓	82.1 mm	↔	92.1 mm

Embroidery Pattern Color Change Table
Tabla de cambio de color para patrones de bordado
Tableau de changement de couleur des motifs de broderie

No.4 **17 min**

1	(017)
2	(001)
3	(007)
4	(817)
5	(030)
6	(800)
7	(900)
8	(079)
9	(107)
10	(208)
↓	85.0 mm
↔	92.1 mm



No.8 **42 min**

1	(612)
2	(804)
3	(612)
4	(348)
5	(804)
6	(001)
7	(707)
8	(019)
9	(333)
10	(085)
11	(005)
12	(704)
↓	120.5 mm
↔	145.0 mm



No.5 **18 min**

1	(800)	10	(079)
2	(107)	11	(107)
3	(017)	12	(800)
4	(001)	13	(005)
5	(900)	14	(542)
6	(707)	15	(209)
7	(107)	16	(800)
8	(707)	17	(005)
9	(107)	18	(007)
↓	73.9 mm	↔	92.7 mm



No.9 **66 min**

1	(001)
2	(005)
3	(900)
4	(707)
5	(900)
6	(001)
7	(707)
8	(085)
9	(001)
10	(900)
11	(001)
12	(019)
13	(900)
14	(707)
↓	112.0 mm
↔	168.6 mm



No.6 **59 min**

1	(058)	11	(058)
2	(323)	12	(307)
3	(704)	13	(058)
4	(348)	14	(307)
5	(058)	15	(058)
6	(307)	16	(307)
7	(058)	17	(058)
8	(323)	18	(900)
9	(704)	19	(126)
10	(348)	20	(058)
↓	118.8 mm	↔	144.6 mm



No.7 **45 min**

1	(542)	11	(812)
2	(017)	12	(019)
3	(019)	13	(704)
4	(804)	14	(017)
5	(607)	15	(804)
6	(017)	16	(607)
7	(804)	17	(124)
8	(607)	18	(900)
9	(019)	19	(001)
10	(017)	20	(607)
↓	130.7 mm	↔	119.8 mm



No.10 **61 min**

1	(209)	13	(085)
2	(339)	14	(058)
3	(058)	15	(399)
4	(812)	16	(058)
5	(208)	17	(019)
6	(058)	18	(001)
7	(209)	19	(812)
8	(339)	20	(208)
9	(208)	21	(001)
10	(058)	22	(058)
11	(339)	23	(001)
12	(058)	24	(058)
↓	117.7 mm	↔	146.0 mm





No.11

38 min	
1	■ (900)
2	■ (124)
3	■ (017)
4	■ (085)
5	■ (019)
6	■ (900)
7	■ (807)
8	■ (399)
9	■ (107)
10	■ (900)
11	■ (399)
12	■ (900)
↓ 168.3 mm	
↔ 99.6 mm	



No.12

51 min	
1	■ (307)
2	■ (005)
3	■ (070)
4	■ (307)
5	■ (001)
6	■ (704)
7	■ (001)
↓ 169.3 mm	
↔ 104.6 mm	



No.13

11 min	
1	■ (900)
2	■ (085)
↓ 168.4 mm	
↔ 104.1 mm	



No.14

8 min	
1	■ (005)
2	■ (206)
3	■ (333)
↓ 95.8 mm	
↔ 82.1 mm	



No.15

8 min	
1	■ (202)
2	■ (019)
3	■ (005)
4	■ (807)
↓ 95.6 mm	
↔ 81.1 mm	



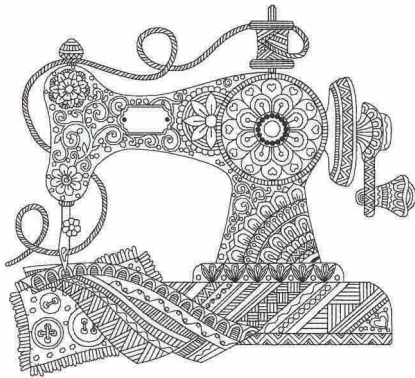
No.16

9 min	
1	■ (005)
2	■ (019)
3	■ (620)
↓ 96.1 mm	
↔ 91.7 mm	

Embroidery Pattern Color Change Table
Tabla de cambio de color para patrones de bordado
Tableau de changement de couleur des motifs de broderie

- ✦ Needle Craft
- ✦ Costura decorativa
- ✦ Travaux d'aiguille

**Needle
Craft**



No.1	44 min
1	█ (900)
↓	196.0 mm
↔	216.5 mm



No.5	8 min
1	█ (900)
↓	69.6 mm
↔	168.1 mm



No.2	10 min
1	█ (900)
↓	120.8 mm
↔	157.5 mm




No.6	5 min
1	█ (900)
↓	127.1 mm
↔	53.9 mm



No.3	57 min
1	█ (900)
↓	257.8 mm
↔	195.8 mm



No.7	5 min
1	█ (900)
↓	127.5 mm
↔	52.8 mm



No.4	7 min
1	█ (900)
↓	95.2 mm
↔	87.8 mm



No.8	5 min
1	█ (900)
↓	127.3 mm
↔	38.4 mm



No.9	13 min
1	█ (707)
↓	96.0 mm
↔	96.0 mm



No.10

5 min	
1	■ (707)
↓	96.0 mm
↔	35.8 mm



No.12

5 min	
1	■ (405)
2	■ (900)
↓	52.2 mm
↔	20.7 mm



No.11

45 min	
1	□ (001)
2	■ (900)
↓	266.0 mm
↔	70.0 mm



No.13

9 min	
1	■ (843)
2	■ (214)
3	■ (900)
↓	37.4 mm
↔	63.3 mm



No.14

2 min	
1	■ (900)
↓	17.2 mm
↔	52.2 mm

- ✂ Novelty
- ✂ Novedosos
- ✂ Nouveauté

Novelty



● **No.1**

54 min	
1	■ (900)
2	■ (206)
3	■ (214)
↓	272.8 mm
↔	193.6 mm



No.2

21 min	
1	■ (900)
↓	176.5 mm
↔	197.5 mm


Embroidery Pattern Color Change Table
Tabla de cambio de color para patrones de bordado
Tableau de changement de couleur des motifs de broderie



No.3		9 min
1		(800)
2		(900)
↓		78.1 mm
↔		177.8 mm



No.4		10 min
1		(900)
↓		97.0 mm
↔		170.4 mm



No.5		21 min
1		(900)
↓		173.3 mm
↔		98.6 mm



No.6		12 min
1		(900)
↓		129.7 mm
↔		120.6 mm



No.7		47 min
1		(843)
2		(339)
3		(209)
4		(107)
5		(001)
6		(804)
7		(017)
8		(001)
9		(005)
10		(900)
↓		104.6 mm
↔		177.8 mm



No.8		47 min
1		(017)
2		(001)
3		(817)
4		(005)
5		(001)
6		(323)
7		(399)
8		(348)
9		(001)
10		(330)
11		(214)
12		(843)
13		(328)
14		(399)
15		(214)
16		(001)
17		(328)
18		(330)
19		(005)
20		(328)
21		(900)
↓		178.0 mm
↔		101.9 mm



No.9		19 min
1		(900)
↓		209.8 mm
↔		195.0 mm



No.10		73 min
1		(001)
2		(126)
3		(900)
4		(001)
5		(900)
6		(001)
7		(900)
8		(058)
9		(001)
10		(900)
11		(058)
12		(001)
↓		170.0 mm
↔		121.8 mm



No.11 **30 min**

1	■ (330)
2	■ (513)
3	■ (507)
4	■ (208)
5	■ (513)
↓ 296.0 mm	
↔ 107.5 mm	



No.12 **37 min**

1	■ (001)
2	■ (843)
3	■ (328)
4	■ (323)
5	■ (900)
↓ 177.8 mm	
↔ 73.1 mm	

- ❖ Scroll Styles
- ❖ Estilos de desplazamiento
- ❖ Motifs de type volute

Scroll Styles



● **No.1** **30 min**

1	■ (126)
2	■ (214)
3	■ (330)
↓ 292.3 mm	
↔ 144.7 mm	



● **No.3** **63 min**

1	■ (348)
2	■ (323)
3	■ (513)
4	■ (515)
↓ 258.5 mm	
↔ 196.0 mm	



No.2 **22 min**

1	■ (900)
↓ 119.9 mm	
↔ 170.0 mm	

Embroidery Pattern Color Change Table
Tabla de cambio de color para patrones de bordado
Tableau de changement de couleur des motifs de broderie



No.4 **64 min**

1	(214)
2	(323)
3	(800)
4	(513)
5	(843)
6	(330)
7	(502)
8	(339)
9	(107)
10	(612)
11	(206)
12	(808)
13	(515)
↓ 214.9 mm	
↔ 196.0 mm	



No.8 **69 min**

1	(804)	13	(804)
2	(007)	14	(001)
3	(607)	15	(804)
4	(007)	16	(001)
5	(804)	17	(607)
6	(001)	18	(007)
7	(607)	19	(804)
8	(007)	20	(001)
9	(804)	21	(607)
10	(001)	22	(007)
11	(607)	23	(804)
12	(007)	24	(001)
↓ 272.9 mm ↔ 176.0 mm			




No.5 **16 min**

1	(085)
↓ 114.9 mm	
↔ 170.3 mm	



No.9 **31 min**

1	(843)
2	(607)
3	(843)
↓ 255.4 mm	
↔ 112.1 mm	



No.6 **18 min**

1	(017)
↓ 119.0 mm	
↔ 147.3 mm	



No.7 **22 min**

1	(900)
↓ 121.3 mm	
↔ 120.0 mm	



No.10 **37 min**

1	(086)
2	(513)
3	(614)
4	(800)
5	(058)
6	(707)
7	(086)
8	(614)
9	(800)
10	(808)
↓ 224.8 mm	
↔ 176.0 mm	



No.11 **49 min**

1	(804)
2	(085)
3	(804)
4	(085)
5	(614)
6	(810)
7	(612)
8	(810)
9	(612)
10	(804)
11	(810)
12	(612)
13	(085)
14	(614)
15	(804)
16	(810)
17	(612)
18	(085)
19	(614)
20	(804)
↓ 96.9 mm	
↔ 225.8 mm	



No.12 **62 min**

1	(542)
↓ 297.2 mm	
↔ 143.0 mm	



- ✂ Stained Glass
- ✂ Vitral
- ✂ Vitrail

Stained Glass

No.1 **41 min**

1	(900)
2	(502)
3	(542)
4	(515)
5	(079)
6	(307)
7	(843)
8	(209)
9	(107)
10	(807)
11	(085)
12	(079)
13	(900)
↓ 119.9 mm	
↔ 120.1 mm	



No.2 **30 min**

1	(509)
2	(513)
3	(502)
4	(079)
5	(804)
6	(070)
7	(612)
8	(017)
9	(202)
10	(900)
11	(202)
12	(206)
13	(126)
14	(607)
15	(612)
16	(202)
17	(900)
↓ 118.9 mm	
↔ 118.5 mm	



No.3 **45 min**

1	(017)
2	(502)
3	(406)
4	(019)
5	(005)
6	(804)
7	(420)
8	(542)
9	(307)
10	(502)
11	(507)
12	(126)
13	(900)
↓ 121.1 mm	
↔ 121.1 mm	




Embroidery Pattern Color Change Table
Tabla de cambio de color para patrones de bordado
Tableau de changement de couleur des motifs de broderie



No.4 **13 min**

1	■	(900)
↓	167.9 mm	
↔	60.5 mm	




No.8 **30 min**

1	■	(900)
↓	296.0 mm	
↔	123.3 mm	



No.5 **10 min**

1	■	(900)
↓	170.7 mm	
↔	61.9 mm	



No.9 **21 min**

1	■	(900)
↓	296.0 mm	
↔	108.9 mm	




No.6 **9 min**

1	■	(900)
↓	171.5 mm	
↔	62.6 mm	



No.7 **10 min**

1	■	(900)
↓	170.7 mm	
↔	62.0 mm	



No.10 **94 min**

1	■	(005)	16	■	(124)		
2	■	(704)	17	■	(208)		
3	■	(817)	18	■	(209)		
4	■	(900)	19	■	(707)		
5	■	(005)	20	■	(001)		
6	■	(704)	21	■	(124)		
7	■	(817)	22	■	(208)		
8	■	(900)	23	■	(209)		
9	■	(707)	24	■	(707)		
10	■	(001)	25	■	(001)		
11	■	(124)	26	■	(124)		
12	■	(208)	27	■	(208)		
13	■	(209)	28	■	(209)		
14	■	(707)	29	■	(707)		
15	■	(001)					
↓		265.2 mm		↔		196.0 mm	



No.11 82 min

1 (542)	15 (007)
2 (007)	16 (079)
3 (507)	17 (030)
4 (348)	18 (800)
5 (323)	19 (017)
6 (339)	20 (019)
7 (007)	21 (405)
8 (086)	22 (007)
9 (507)	23 (843)
10 (206)	24 (337)
11 (007)	25 (339)
12 (027)	26 (800)
13 (513)	27 (507)
14 (507)	

↓ 198.9 mm ⇔ 196.8 mm



No.12 27 min

1 (900)

↓ 196.9 mm
⇔ 197.0 mm



- ✂ Western
- ✂ Occidental
- ✂ Western

Western

● No.1 213 min

1 (323)	12 (900)
2 (843)	13 (017)
3 (001)	14 (843)
4 (348)	15 (348)
5 (209)	16 (323)
6 (800)	17 (209)
7 (001)	18 (800)
8 (542)	19 (812)
9 (812)	20 (058)
10 (001)	21 (001)
11 (307)	22 (900)

↓ 348.6 mm ⇔ 226.5 mm



No.2 59 min

1 (843)
2 (348)
3 (900)

↓ 116.2 mm
⇔ 117.5 mm



No.3 43 min

1 (843)
2 (900)

↓ 95.4 mm
⇔ 82.8 mm



Embroidery Pattern Color Change Table
Tabla de cambio de color para patrones de bordado
Tableau de changement de couleur des motifs de broderie



No.4 **19 min**

1	(843)
2	(001)
3	(900)
↓	126.9 mm
↔	70.5 mm

No.8 **121 min**

1	(323)
2	(323)
3	(323)
4	(348)
5	(323)
6	(001)
7	(214)
8	(415)
↓	336.3 mm
↔	235.5 mm



No.5 **148 min**

1	(843)
2	(900)
3	(001)
4	(843)
5	(900)
6	(001)
7	(843)
8	(817)
9	(399)
10	(707)
11	(005)
12	(704)
13	(900)
14	(001)
15	(348)
16	(005)
↓	183.4 mm
↔	235.7 mm



No.9 **69 min**

1	(900)
↓	235.5 mm
↔	234.9 mm



No.6 **27 min**

1	(900)
↓	109.6 mm
↔	169.8 mm



No.10 **55 min**

1	(900)
↓	235.0 mm
↔	223.3 mm




No.7 **18 min**


1	(900)
↓	95.1 mm
↔	121.4 mm





- ❖ Floral Redwork
- ❖ Diseños florales en rojo
- ❖ Floral Redwork (broderie lignes rouges)





No.1 **21 min**
 1  (158)
 ↓ 220.7 mm
 ⇔ 215.3 mm


Country 





No.4 **15 min**
 1  (158)
 ↓ 214.8 mm
 ⇔ 205.3 mm


Country 




No.2 **15 min**
 1  (158)
 ↓ 229.2 mm
 ⇔ 230.3 mm


Country 





No.5 **13 min**
 1  (158)
 ↓ 214.0 mm
 ⇔ 202.3 mm


Country 




No.3 **13 min**
 1  (158)
 ↓ 208.1 mm
 ⇔ 196.5 mm


Country 



No.6 **9 min**
 1  (158)
 ↓ 175.2 mm
 ⇔ 169.8 mm

Country 


Embroidery Pattern Color Change Table
Tabla de cambio de color para patrones de bordado
Tableau de changement de couleur des motifs de broderie



No.7

8 min	
1	█ (158)
↓	172.6 mm
↔	187.5 mm

Country



No.9

6 min	
1	█ (158)
↓	95.8 mm
↔	95.6 mm


Country



No.8

5 min	
1	█ (158)
↓	99.0 mm
↔	125.0 mm

Country



● No.10

10 min	
1	█ (158)
↓	345.3 mm
↔	90.4 mm

Country

- ✂ Border
- ✂ Bordes
- ✂ Bordure



No.1

9 min	
1	█ (804)
2	█ (415)
3	█ (542)
↓	46.7 mm
↔	132.5 mm



No.4

13 min	
1	█ (085)
2	█ (807)
3	█ (001)
↓	63.6 mm
↔	129.9 mm



No.2

5 min	
1	█ (399)
↓	69.1 mm
↔	133.9 mm



No.5

10 min	
1	█ (017)
↓	55.6 mm
↔	125.7 mm



No.3

14 min	
1	█ (214)
↓	70.9 mm
↔	136.0 mm



No.6

8 min	
1	█ (406)
2	█ (612)
↓	50.6 mm
↔	94.6 mm



No.7 **6 min**

1	■ (406)
2	■ (612)
↓	58.5 mm
↔	73.3 mm



No.9 **15 min**

1	■ (420)
2	■ (534)
3	■ (019)
4	■ (208)
5	■ (509)
↓	52.6 mm
↔	187.2 mm



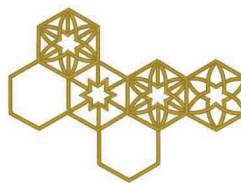
No.8 **9 min**

1	■ (420)
2	■ (509)
3	■ (019)
4	■ (208)
↓	64.8 mm
↔	94.4 mm




No.10 **9 min**

1	■ (328)
↓	92.2 mm
↔	125.9 mm



- ✦ Variety
- ✦ Diseños varios
- ✦ Divers



● **No.1** **41 min**

1	■ (124)	12	■ (124)	
2	■ (513)	13	■ (513)	
3	■ (005)	14	■ (005)	
4	■ (079)	15	■ (079)	
5	■ (086)	16	■ (086)	
6	■ (206)	17	■ (206)	
7	■ (513)	18	■ (513)	
8	■ (005)	19	■ (005)	
9	■ (124)	20	■ (124)	
10	■ (079)	21	■ (079)	
11	■ (086)	22	■ (086)	
↓	246.0 mm		↔	144.0 mm




No.2 **12 min**

1	■ (124)
2	■ (513)
3	■ (005)
4	■ (079)
5	■ (086)
6	■ (206)
↓	90.9 mm
↔	90.5 mm




No.3 **48 min**

1	■ (706)
2	■ (473)
3	■ (003)
4	■ (015)
5	■ (604)
6	■ (624)
7	■ (354)
8	■ (706)
9	■ (473)
10	■ (003)
11	■ (015)
12	■ (604)
13	■ (624)
14	■ (354)
↓	185.9 mm
↔	185.9 mm



Embroidery Pattern Color Change Table
Tabla de cambio de color para patrones de bordado
Tableau de changement de couleur des motifs de broderie



No.4 **47 min**

1	(804)
2	(810)
3	(607)
4	(017)
5	(019)
6	(085)
7	(086)
8	(027)
9	(124)
↓	156.0 mm
↔	155.1 mm



No.8 **22 min**

1	(399)
2	(348)
3	(507)
4	(800)
5	(348)
6	(507)
7	(800)
8	(348)
↓	95.8 mm
↔	102.3 mm



No.5 **19 min**

1	(202)	10	(513)
2	(406)	11	(515)
3	(019)	12	(519)
4	(513)	13	(202)
5	(515)	14	(406)
6	(519)	15	(019)
7	(202)	16	(513)
8	(406)	17	(515)
9	(019)	18	(519)
↓	76.8 mm	↔	130.5 mm



No.9 **9 min**

1	(405)
2	(328)
3	(107)
↓	88.2 mm
↔	92.2 mm



No.6 **11 min**

1	(017)
2	(001)
3	(405)
↓	56.4 mm
↔	70.0 mm



No.10 **9 min**

1	(542)
2	(323)
3	(415)
4	(323)
5	(542)
6	(323)
7	(415)
8	(323)
9	(415)
10	(323)
11	(406)
12	(205)
↓	91.6 mm
↔	90.1 mm



No.7 **52 min**

1	(399)	20	(517)
2	(328)	21	(206)
3	(206)	22	(328)
4	(337)	23	(399)
5	(339)	24	(339)
6	(517)	25	(337)
7	(328)	26	(328)
8	(399)	27	(058)
9	(542)	28	(542)
10	(058)	29	(399)
11	(542)	30	(328)
12	(399)	31	(542)
13	(517)	32	(206)
14	(206)	33	(339)
15	(339)	34	(517)
16	(058)	35	(328)
17	(337)	36	(058)
18	(542)	37	(542)
19	(328)	38	(399)
↓	239.9 mm	↔	152.6 mm



No.11 **10 min**

1	(507)
2	(328)
3	(001)
4	(800)
5	(328)
↓	52.8 mm
↔	98.5 mm



No.12 **13 min**

1	■ (507)
2	■ (328)
3	■ (001)
4	■ (800)
5	■ (328)
↓ 58.6 mm	
↔ 205.4 mm	



No.16 **65 min**

1	■ (843)
2	■ (517)
3	■ (843)
4	■ (517)
5	■ (843)
6	■ (517)
7	■ (843)
8	■ (107)
9	■ (843)
10	■ (517)
11	■ (843)
12	■ (517)
13	■ (843)
14	■ (517)
15	■ (843)
16	■ (107)
17	■ (843)
18	■ (107)
19	■ (614)
20	■ (517)
↓ 251.0 mm	
↔ 107.0 mm	



● **No.13** **35 min**

1	■ (542)
2	■ (019)
3	■ (007)
4	■ (399)
5	■ (810)
6	■ (019)
7	■ (542)
8	■ (810)
9	■ (007)
↓ 287.2 mm	
↔ 94.4 mm	



No.17 **38 min**

1	■ (843)
2	■ (614)
3	■ (517)
4	■ (843)
5	■ (517)
6	■ (843)
7	■ (517)
8	■ (843)
9	■ (614)
↓ 154.1 mm	
↔ 118.7 mm	



No.14 **9 min**

1	■ (614)
2	■ (620)
3	■ (405)
↓ 82.4 mm	
↔ 91.2 mm	




No.15 **9 min**

1	■ (900)
2	■ (085)
3	■ (086)
4	■ (807)
↓ 47.9 mm	
↔ 161.3 mm	




No.18 **4 min**

1	■ (030)
2	■ (323)
↓ 181.2 mm	
↔ 180.4 mm	




Embroidery Pattern Color Change Table
Tabla de cambio de color para patrones de bordado
Tableau de changement de couleur des motifs de broderie



No.19 **28 min**

1	■	(817)
2	■	(620)
3	■	(817)
4	■	(620)
5	■	(607)
6	■	(817)
7	■	(620)
8	■	(607)
9	■	(817)
10	■	(620)
11	■	(607)
12	■	(620)
↓ 199.0 mm		
↔ 199.0 mm		



No.21 **14 min**

1	■	(005)
2	■	(070)
3	■	(704)
4	■	(612)
↓ 194.2 mm		
↔ 194.2 mm		



No.20 **14 min**

1	■	(107)
2	■	(005)
3	■	(415)
4	■	(214)
↓ 188.7 mm		
↔ 191.2 mm		



No.22 **2 min**

1	---x	(473)
2	---	(473)
3	...	(473)
4	■	(255)
↓ 42.7 mm		
↔ 67.2 mm		

Country

- ❖ Line and Corner
- ❖ Línea y esquina
- ❖ Ligne et Coin



No.1 **13 min**

1	■	(502)
2	■	(517)
3	■	(307)
4	■	(085)
5	■	(019)
6	■	(209)
7	■	(206)
8	■	(517)
↓ 102.0 mm		
↔ 171.8 mm		



No.2 **9 min**

1	■	(542)
2	■	(070)
3	■	(124)
4	■	(086)
5	■	(804)
6	■	(812)
↓ 43.8 mm		
↔ 76.5 mm		



No.3 **11 min**

1	■	(307)
2	■	(348)
3	■	(323)
4	■	(843)
5	■	(058)
6	■	(001)
7	■	(079)
↓ 56.2 mm		
↔ 54.3 mm		



No.4 **20 min**

1	(214)
2	(328)
↓	125.4 mm
↔	125.8 mm



No.6 **27 min**

1	(214)
2	(307)
↓	125.8 mm
↔	125.8 mm




No.5 **5 min**

1	(328)
↓	124.5 mm
↔	102.4 mm



No.7 **9 min**

1	(612)
2	(614)
↓	126.2 mm
↔	126.2 mm

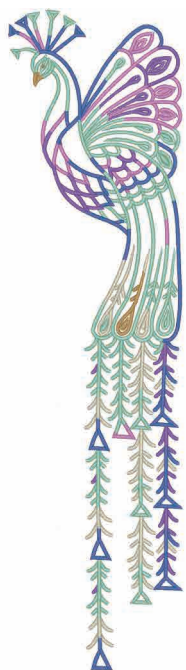


- ❖ Large Designs
- ❖ Diseños de gran tamaño
- ❖ Grands motifs



No.1 **36 min**

1	(612)
2	(307)
3	(810)
4	(612)
5	(542)
6	(070)
7	(307)
8	(810)
9	(070)
10	(612)
11	(542)
12	(348)
13	(810)
↓	349.4 mm
↔	91.6 mm



No.2 **19 min**

1	(307)
2	(612)
3	(542)
4	(810)
5	(612)
6	(810)
7	(070)
8	(542)
↓	192.5 mm
↔	85.6 mm



Embroidery Pattern Color Change Table
Tabla de cambio de color para patrones de bordado
Tableau de changement de couleur des motifs de broderie

No.3



1 min	
1	(612)
2	(307)
3	(070)
↓	44.1 mm
↔	15.2 mm



● No.4

33 min					
1	(507)	14	(812)	27	(019)
2	(513)	15	(507)	28	(420)
3	(507)	16	(513)	29	(001)
4	(513)	17	(607)	30	(812)
5	(810)	18	(810)	31	(507)
6	(017)	19	(507)	32	(513)
7	(001)	20	(513)	33	(001)
8	(607)	21	(507)	34	(019)
9	(019)	22	(513)	35	(812)
10	(420)	23	(810)	36	(607)
11	(001)	24	(017)	37	(810)
12	(019)	25	(001)	38	(812)
13	(420)	26	(607)		
↓ 294.5 mm ↔ 85.9 mm					

No.5



21 min			
1	(420)	18	(810)
2	(019)	19	(017)
3	(812)	20	(607)
4	(607)	21	(017)
5	(810)	22	(810)
6	(017)	23	(017)
7	(607)	24	(810)
8	(017)	25	(001)
9	(810)	26	(019)
10	(017)	27	(420)
11	(810)	28	(001)
12	(001)	29	(017)
13	(019)	30	(019)
14	(420)	31	(420)
15	(019)	32	(812)
16	(812)	33	(810)
17	(607)		
↓ 117.2 mm ↔ 152.8 mm			

No.6



23 min	
1	(507)
2	(513)
3	(507)
4	(513)
5	(620)
6	(513)
7	(812)
8	(810)
9	(001)
10	(620)
11	(869)
12	(019)
13	(812)
14	(513)
15	(507)
↓	217.2 mm
↔	100.4 mm

No.7




151 min							
1	(001)	9	(085)	17	(005)	25	(017)
2	(005)	10	(843)	18	(206)	26	(812)
3	(513)	11	(513)	19	(812)	27	(607)
4	(810)	12	(085)	20	(323)	28	(017)
5	(085)	13	(323)	21	(812)	29	(707)
6	(513)	14	(348)	22	(323)	30	(017)
7	(085)	15	(843)	23	(804)		
8	(348)	16	(323)	24	(019)		
↓ 346.8 mm ↔ 233.5 mm							



● No.8


152 min	
1	(399)
2	(005)
3	(001)
4	(707)
5	(607)
6	(406)
7	(001)
8	(406)
9	(607)
10	(399)
11	(001)
12	(406)
13	(607)
14	(001)
15	(415)
16	(607)
17	(399)
18	(406)
19	(607)
↓ 351.9 mm	
↔ 233.1 mm	



No.9


22 min	
1	(330)
2	(328)
↓ 267.0 mm	
↔ 233.6 mm	

- ❖ Light Sketch Flowers
- ❖ Boceto ligero de flores
- ❖ Esquisse légère Fleurs



No.1

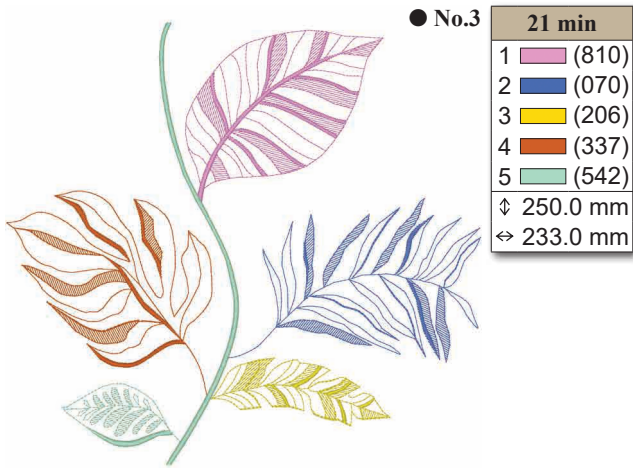
55 min	
1	(027)
2	(804)
3	(017)
4	(202)
5	(017)
6	(027)
7	(124)
8	(085)
9	(202)
10	(027)
11	(124)
12	(017)
13	(085)
14	(027)
15	(124)
16	(202)
17	(027)
18	(085)
19	(017)
20	(804)
21	(017)
22	(027)
23	(017)
24	(027)
25	(017)
26	(804)
27	(017)
28	(202)
29	(017)
30	(704)
↓ 267.8 mm	
↔ 234.0 mm	



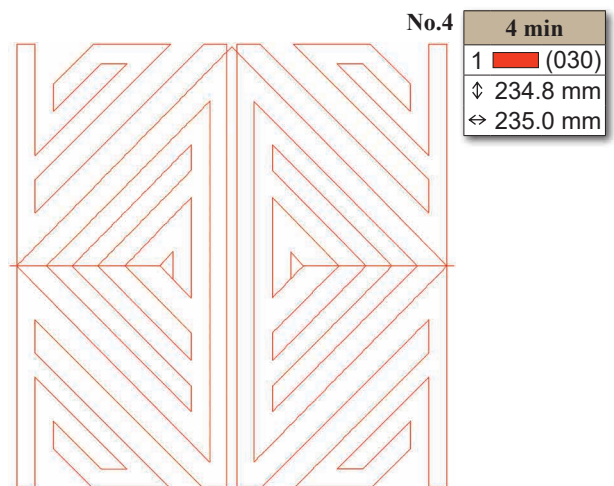
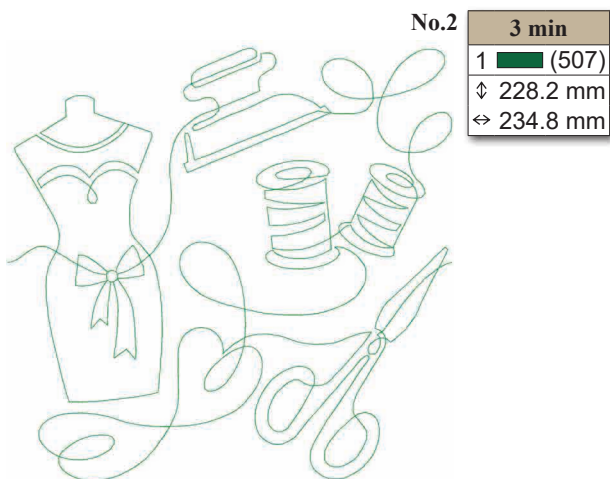
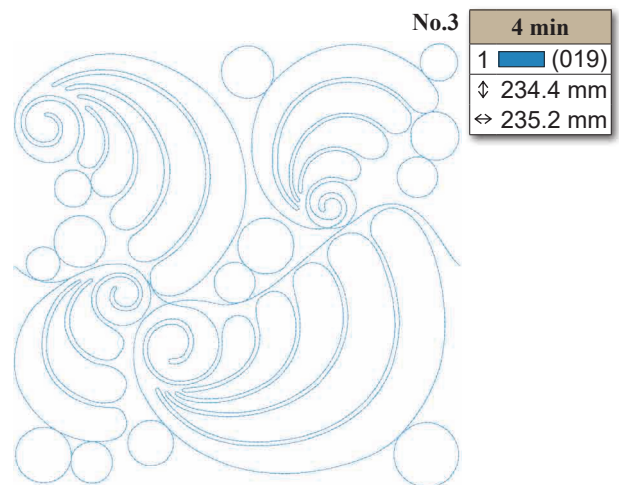

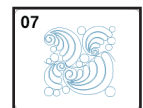
No.2


34 min	
1	(086)
2	(502)
3	(017)
4	(810)
5	(001)
6	(086)
7	(502)
8	(017)
↓ 293.9 mm	
↔ 145.2 mm	

Embroidery Pattern Color Change Table
Tabla de cambio de color para patrones de bordado
Tableau de changement de couleur des motifs de broderie




- ❖ Quilt 2
- ❖ Acolchado 2
- ❖ Quilt 2





No.5


5 min	
1	(330)
↓	235.0 mm
↔	234.3 mm



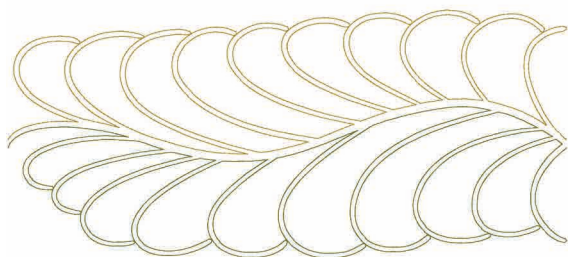
No.8

2 min	
1	(614)
↓	145.3 mm
↔	147.0 mm

● No.9




2 min	
1	(534)
↓	294.9 mm
↔	130.7 mm




● No.6

3 min	
1	(517)
2	(328)
↓	295.2 mm
↔	131.0 mm



● No.7

2 min	
1	(807)
↓	295.0 mm
↔	126.9 mm



No.10


24 min	
1	(406)
2	(534)
3	(406)
4	(534)
↓	348.6 mm
↔	175.7 mm


Embroidery Pattern Color Change Table

Tabla de cambio de color para patrones de bordado

Tableau de changement de couleur des motifs de broderie

❖ Applique 2
 ❖ Applique 2
 ❖ Appliqué 2






No.1 25 min

1	(086)	A
2	(001)	A
3	(812)	B
4	(019)	B
5	(812)	C
6	(086)	C
7	(328)	
8	(812)	
9	(214)	
10	(214)	
11	(214)	
12	(214)	
13	(542)	
14	(542)	
15	(542)	
16	(542)	
17	(509)	
18		B
19	(812)	
20	(812)	
21	(812)	
22	(812)	C
23	(812)	
24	(086)	
25	(086)	A
26	(086)	

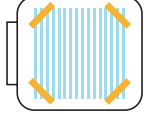
⇕ 158.9 mm
 ⇔ 213.2 mm

A,B,C,D
 • Recommended: 2 mm-thick felt
 • Recomendado: Fieltro de 2 mm de grosor
 • Recommandé : Feutrine d'une épaisseur de 2 mm

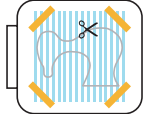


Stitch this on the background fabric for placement purposes.
 Cósalo en la tela de fondo con el fin de colocarlo.
 Brodez cette étape sur le tissu de base pour le positionnement.

↓




Lay the appliqué fabric on top so that it overlaps the placement stitch.
 Then sew next color.
 Coloque la tela con aplique en la parte superior de manera que se superponga a la puntada de colocación. Luego cose el siguiente color.
 Posez le tissu d'appliqué par-dessus de façon à ce qu'il chevauche le point de positionnement. Brodez ensuite la couleur suivante.



Do not remove fabric from hoop. Remove hoop from the machine and trim appliqué fabric close to stitching. Return hoop to machine and sew the next color.
 No retire la tela del aro. Retire el aro de la máquina y recorte la tela con aplique cerca de la costura. Vuelva a colocar el aro en la máquina y cose el siguiente color.
 Ne retirez pas le tissu du cercle. Retirez le cercle de la machine et coupez le tissu de l'appliqué à côté de la couture. Remettez le cercle sur la machine et cousez la couleur suivante.

↓



..... stitch will secure appliqué fabric.
 La puntada asegurará la tela con aplique.
 Le point permet de fixer le tissu d'appliqué.

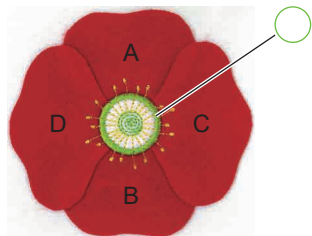


2 ● No.2



62 min		
1 ---x (085)	8 (812)	16 ---- (001)
	9 □ (001)	
2 --- (085)	10 ■ (812)	17 (001)
	11 ---x (542)	18 □ (399)
3 (085)		19 ■ (337)
4 □ (001)	12 ---- (812)	20 ■ (323)
5 ■ (085)		21 □ (001)
6 ---x (812)	13 (542)	
	14 ■ (542)	
7 (812)	15 ---x (001)	
↓ 289.1 mm ↔ 189.0 mm		

3 ● No.3




- Recommended: 2 mm-thick felt
- Recomendado: Feltro de 2 mm de grosor
- Recommandé : Feutrine d'une épaisseur de 2 mm

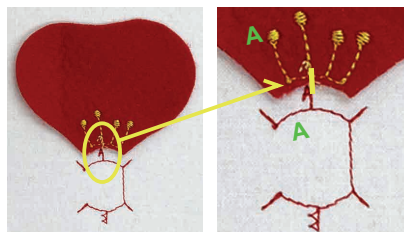
5 min	
1 (513)	
2 ■ (205)	A,B,C,D
3 ---x (800)	
4 --- (800)	
	A,B
*1	
5 (800)	
6 --- (800)	
	C,D
*1	
7 (800)	
8 (513)	
*1	
9 (513)	
10 ■ (513)	
11 ■ (205)	
12 ■ (513)	
↓ 161.5 mm ↔ 120.1 mm	

Precautions/ Precauciones/ Précautions

*1 Gluing/ Encolado/ Collage

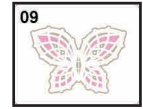







Positioning/ Colocación/ Positionnement



Embroidery Pattern Color Change Table Tabla de cambio de color para patrones de bordado Tableau de changement de couleur des motifs de broderie


- ❖ Crochet Lace
- ❖ Cinta de encaje de ganchillo
- ❖ Dentelle au crochet



 <p>No.1 Country</p> <table border="1" style="border-collapse: collapse; width: 80px;"> <tr><th colspan="2">25 min</th></tr> <tr><td>1</td><td>(012)</td></tr> <tr><td>↓</td><td>91.1 mm</td></tr> <tr><td>↔</td><td>92.4 mm</td></tr> </table>	25 min		1	(012)	↓	91.1 mm	↔	92.4 mm	 <p>No.3 Country</p> <table border="1" style="border-collapse: collapse; width: 80px;"> <tr><th colspan="2">29 min</th></tr> <tr><td>1</td><td>(000)</td></tr> <tr><td>↓</td><td>73.1 mm</td></tr> <tr><td>↔</td><td>80.7 mm</td></tr> </table>	29 min		1	(000)	↓	73.1 mm	↔	80.7 mm	 <p>No.5 Country</p> <table border="1" style="border-collapse: collapse; width: 80px;"> <tr><th colspan="2">24 min</th></tr> <tr><td>1</td><td>(000)</td></tr> <tr><td>2</td><td>(152)</td></tr> <tr><td>3</td><td>(000)</td></tr> <tr><td>↓</td><td>60.8 mm</td></tr> <tr><td>↔</td><td>87.1 mm</td></tr> </table>	24 min		1	(000)	2	(152)	3	(000)	↓	60.8 mm	↔	87.1 mm
25 min																														
1	(012)																													
↓	91.1 mm																													
↔	92.4 mm																													
29 min																														
1	(000)																													
↓	73.1 mm																													
↔	80.7 mm																													
24 min																														
1	(000)																													
2	(152)																													
3	(000)																													
↓	60.8 mm																													
↔	87.1 mm																													
 <p>No.2 Country</p> <table border="1" style="border-collapse: collapse; width: 80px;"> <tr><th colspan="2">34 min</th></tr> <tr><td>1</td><td>(000)</td></tr> <tr><td>↓</td><td>93.2 mm</td></tr> <tr><td>↔</td><td>93.2 mm</td></tr> </table>	34 min		1	(000)	↓	93.2 mm	↔	93.2 mm	 <p>No.4 Country</p> <table border="1" style="border-collapse: collapse; width: 80px;"> <tr><th colspan="2">33 min</th></tr> <tr><td>1</td><td>(000)</td></tr> <tr><td>↓</td><td>84.9 mm</td></tr> <tr><td>↔</td><td>84.8 mm</td></tr> </table>	33 min		1	(000)	↓	84.9 mm	↔	84.8 mm													
34 min																														
1	(000)																													
↓	93.2 mm																													
↔	93.2 mm																													
33 min																														
1	(000)																													
↓	84.9 mm																													
↔	84.8 mm																													


How to make 3D combination motifs

1. Use the same color of thread in the bobbin and on top for the designs.
2. Embroider individual shapes. When sections are completed they are joined to make dimensional shapes. Use a thread or narrow ribbon of a complimentary color to join them.

 The following are things you should be aware of when using water-soluble stabilizer without any fabric. When embroidering these designs, please use two layers of non-woven water-soluble stabilizer. Remember to check that you have enough upper thread and lower thread for the design. If the thread breaks during embroidery, back up at least 10 stitches before starting again. When dissolving the water-soluble stabilizer, cut off the unnecessary portions and wash the embroidered piece in warm water until it no longer feels slippery. After the final rinse, dry the embroidery motif until slightly damp, shape by hand or with a cool iron, allow to dry completely.


Cómo realizar motivos de combinación 3D

1. Utilice el mismo color de hilo en la bobina y en la parte superior para los diseños.
2. Borde talles individuales. Cuando se finalizan las secciones, se juntan para componer talles dimensionales. Utilice un hilo o una cinta estrecha de color complementario para unirlos.


 A continuación se exponen una serie de puntos que debería tener en cuenta cuando utilice estabilizador soluble en agua sin ninguna tela. Cuando borde tales diseños, utilice dos capas de estabilizador soluble en agua no tejido. No se olvide de comprobar si tiene hilo superior e inferior para el diseño. Si el hilo se rompe durante el bordado, vuelva atrás 10 puntadas por lo menos antes de comenzar de nuevo. Cuando disuelva el estabilizador soluble en agua, corte las partes innecesarias y limpie la pieza bordada en agua caliente hasta que ya no quede resbaladiza. Después del lavado final, seque el adorno bordado hasta que esté ligeramente húmedo, déle forma con la mano o con un plancha fría, y deje que se seque completamente.

Comment réaliser des combinaisons de motifs 3D

1. Utilisez la même couleur de fil dans la bobine et sur le dessus pour les motifs.
2. Brodez les formes séparément. Lorsque les différentes parties sont complètes, elles sont jointes pour créer des formes en volume. Utilisez un fil ou un ruban étroit d'une couleur complémentaire pour les joindre.

 Soyez conscient de ce qui suit lorsque vous utilisez un renfort de broderie hydrosoluble sans tissu. Lorsque vous brodez ces motifs, veuillez utiliser deux couches de renfort de broderie hydrosoluble non tissé. Assurez-vous de bien vérifier que vous avez assez de fil supérieur et de fil inférieur pour le motif. Si le fil casse au cours de la broderie, consolidez au moins 10 points avant de recommencer. Lorsque vous dissolvez le renfort de broderie hydrosoluble, coupez les sections non nécessaires et lavez la pièce brodée dans de l'eau tiède jusqu'à ce qu'elle ne soit plus glissante. Après le rinçage final, séchez le motif de broderie jusqu'à ce qu'il ne soit plus que légèrement humide, donnez-lui sa forme à la main ou avec un fer à repasser froid avant de le laisser sécher complètement.

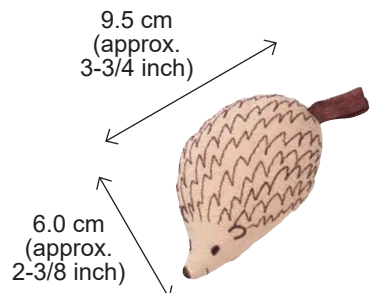
- ❖ In The Hoop
- ❖ En el aro
- ❖ Dans le cadre



“In The Hoop Embroidery” is a technique to create a project using an embroidery frame.

El “Bordado en el aro” es una técnica para crear un proyecto utilizando un bastidor de bordado.

« Broderie dans le cadre » est une technique utilisée pour créer un projet avec un cadre à broder.




No.1

5 min	
1	(202)
2	(808)
3	(058)
4	(202)
5	(808)
6	(202)
7	(808)

	Stabilizer / estabilizador / Stabilisateur
	Fabric (light-to-mid-weight) / Tela (Peso ligero a medio) / Tissu (Léger et souple)
	Front / Frontal / Endroit
	Back / Por detrás / Envers
	Tape / Cinta / Ruban adhésif
	Cord or Ribbon / Cuerda o lazo / Cordelette ou ruban
	Cotton / Algodón / Coton

Material / Material / Matériel



1
A	↓ 12 cm × ↔ 12 cm (approx. 4-3/4 inch × 4-3/4 inch)1
B	↓ 12 cm × ↔ 12 cm (approx. 4-3/4 inch × 4-3/4 inch)1
	↓ 1 cm × ↔ 6 cm (approx. 3/8 inch × 2-3/8 inch)1

Appropriate amount of cotton stuffing
 Cantidad adecuada de relleno de algodón
 Quantité adéquate de rembourrage coton

How to Make / Cómo hacer / Comment procéder

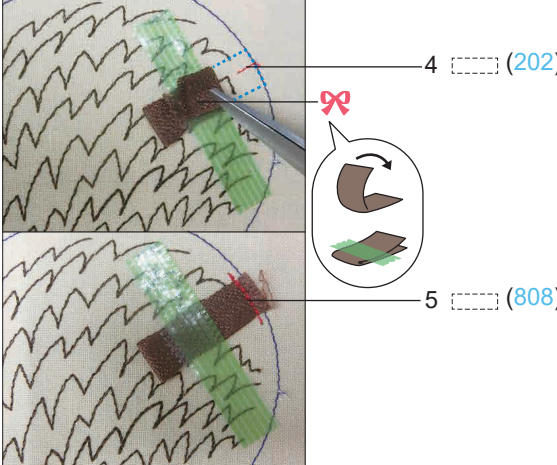
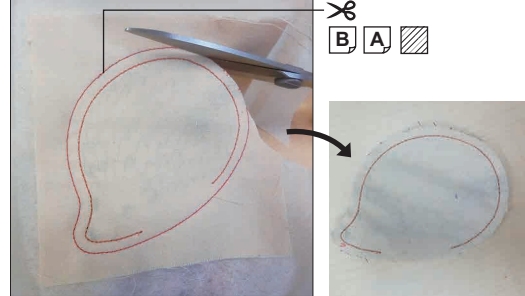
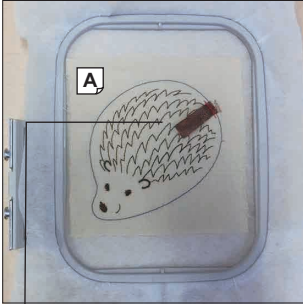

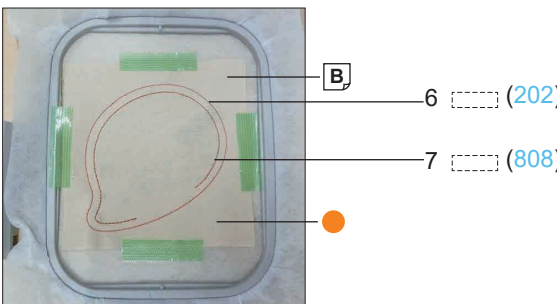


<p>1</p> <p>• Hoop the stabilizer in the embroidery frame. • Coloque el estabilizador en el bastidor de bordado. • Cerclez le renfort de broderie dans le cadre à broder.</p>	<p>3</p> <p>• Place fabric A right side up in the frame. Secure it with tape. • Coloque la tela A con el lado derecho hacia arriba en el bastidor. Asegúrela con cinta. • Placez le tissu A dans le cadre avec le côté endroit vers le haut. Sécurisez avec le ruban adhésif.</p>
<p>2</p> <p>1 (202)</p>	<p>4</p> <p>2 (808) 3 (058)</p>

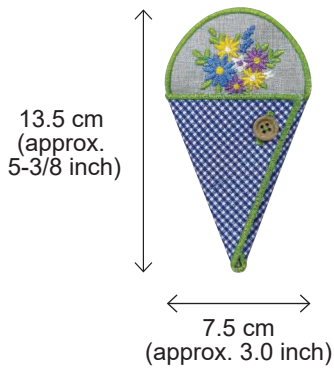
Colors #202 and #808 are stitches for placement only, not part of the finished embroidery pattern. These thread color numbers are provisional. Use any thread color you like that matches the fabric.
 Prepare the stabilizer according to the size of the embroidery hoop to be used.

Los colores #202 y #808 son puntadas solo para colocación, no forman parte del patrón de bordado acabado. Estos números del color del hilo son provisionales. Utilice cualquier color del hilo que le guste y que combine con la tela.
 Prepare el estabilizador en función del tamaño del aro de bordado que vaya a utilizar.

Les couleurs n° 202 et n° 808 sont des points de placement uniquement, non pas une partie du motif de broderie fini. Ces numéros de couleurs de fils sont provisoires. Utilisez une couleur de fil de votre choix assortie au tissu.
 Préparez le renfort de broderie en fonction de la taille du cadre à broder à utiliser.

Embroidery Pattern Color Change Table Tabla de cambio de color para patrones de bordado Tableau de changement de couleur des motifs de broderie

<p>5</p>  <p>4 [] (202)</p> <p>5 [] (808)</p> <ul style="list-style-type: none"> • Place the cord or ribbon aligning its center to the mark. Secure it with tape. • Coloque la cuerda o lazo alineando su centro con la marca. Asegúrelo con cinta. • Placez la cordelette ou le ruban en ajustant son centre sur la marque. Sécurisez avec le ruban adhésif. 	<p>8</p>  <ul style="list-style-type: none"> • Remove tape. Remove the embroidery frame from the machine and trim fabric close to stitching. • Retire la cinta. Retire el bastidor de bordado de la máquina y recorte la tela cerca de la costura. • Retirez le ruban adhésif. Retirez le cadre à broder de la machine et coupez le tissu à côté de la broderie.
<p>6</p>  <ul style="list-style-type: none"> • After stitching is done, remove tape. • Una vez realizada la costura, retire la cinta. • Une fois la l'étape de broderie réalisée, retirez le ruban adhésif. 	<p>9</p>  <ul style="list-style-type: none"> • Remove the stabilizer carefully. • Retire con cuidado el estabilizador. • Retirez le renfort avec précaution.
<p>7</p>  <p>6 [] (202)</p> <p>7 [] (808)</p> <ul style="list-style-type: none"> • Place fabric B right side down in the hoop. Secure it with tape. • Coloque la tela B con el lado derecho hacia abajo en el aro. Asegúrelo con cinta. • Placez le tissu B dans le cadre avec le côté endroit vers le bas. Sécurisez avec le ruban adhésif. 	<p>10</p>  <ul style="list-style-type: none"> • Turn it right side out through the opening. Fill with cotton stuffing. • Gire el derecho hacia afuera a través de la abertura. Rellene con algodón. • Retournez-le sur l'endroit via l'ouverture. Remplissez avec du rembourrage de coton.
<p>11</p>  <ul style="list-style-type: none"> • Stitch the opening closed to complete the project. • Cosa la abertura para cerrarla y completar el proyecto. • Cousez l'ouverture pour la fermer et terminer le projet. 	




No.2 **13 min**

1(202)
2(808)
3(513)
4(206)
5(010)
6(612)
7(070)
8(206)
9(202)
10(513)

	Stabilizer / estabilizador / Stabilisateur
	Fabric (light-to-mid-weight) / Tela (Peso ligero a medio) / Tissu (Léger et souple)
	Front / Frontal / Endroit
	Back / Por detrás / Envers
	Tape / Cinta / Ruban adhésif

Material / Material / Matériel

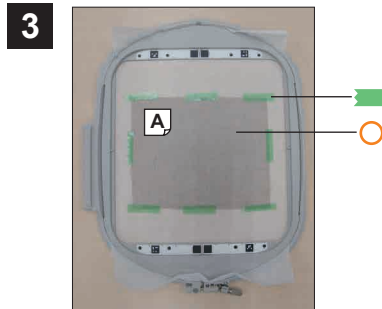


1
	↓ 21 cm × ↔ 17 cm (approx. ↓ 8-1/2 inch × ↔ 6-3/4 inch).....1
	↓ 21 cm × ↔ 17 cm (approx. ↓ 8-1/2 inch × ↔ 6-3/4 inch).....1
1


How to Make / Cómo hacer / Comment procéder



● Hoop the stabilizer in the embroidery frame. ● Coloque el estabilizador en el bastidor de bordado. ● Cerclez le renfort de broderie dans le cadre à broder.



● Place fabric A right side up in the hoop. Secure it with tape. ● Coloque la tela A con el lado derecho hacia arriba en el aro. Asegúrela con cinta. ● Placez le tissu A dans le cadre avec le côté endroit vers le haut. Sécurisez avec le ruban adhésif.

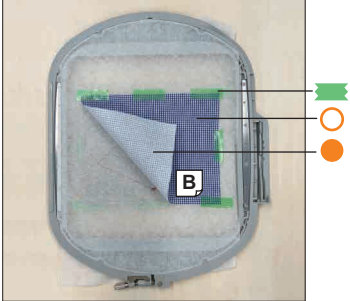

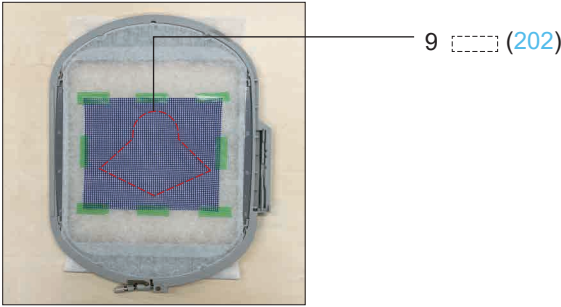

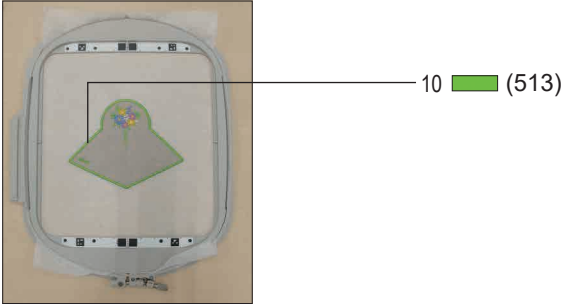



2(808)
3(513)
4(206)
5(010)
6(612)
7(070)
8(206)



2(808)
3(513)
4(206)
5(010)
6(612)
7(070)
8(206)

Embroidery Pattern Color Change Table Tabla de cambio de color para patrones de bordado Tableau de changement de couleur des motifs de broderie

<p>5</p>  <p> <ul style="list-style-type: none"> Remove the embroidery frame from the machine and place fabric B right side up on the back of the frame. Secure it with tape. • Retire el bastidor de bordado de la máquina y coloque la tela B con el lado derecho hacia arriba en la parte posterior del bastidor. Asegúrelo con cinta. • Retirez le cadre à broder de la machine et placez le tissu B avec le côté endroit vers l'arrière du cadre. Sécurisez avec le ruban adhésif. </p>	<p>9</p>  <p> <ul style="list-style-type: none"> Remove the extra stabilizer. Open the buttonhole. Attach the button. The project is complete. • Retire el estabilizador adicional. Abra el ojal. Coloque el botón. El proyecto se ha completado. • Enlevez l'excédent de renfort de broderie. Ouvrez la boutonnière. Attachez le bouton. Le projet est terminé. </p>
<p>6</p>  <p>9 (202)</p>	
<p>7</p>  <p> <ul style="list-style-type: none"> Remove the embroidery frame from the machine. Remove the tapes, and cut only the fabric close to the stitching. • Retire el bastidor de bordado de la máquina. Retire las cintas y corte solo la tela cerca de la costura. • Retirez le cadre à broder de la machine. Retirez les rubans adhésifs, et coupez uniquement le tissu proche de la broderie. </p>	
<p>8</p>  <p>10 (513)</p>	




No.3

13 min	
1 (202)	10 (086)
2 (808)	11 (124)
3 (086)	12 (704)
4 (704)	13 (202)
5 (420)	14 (808)
6 (124)	15 (202)
7 (420)	16 (808)
8 (086)	17 (202)
9 (420)	18 (808)

- Stabilizer / estabilizador / Stabilisateur
- Fabric (light-to-mid-weight) / Tela (Peso ligero a medio) / Tissu (Léger et souple)
- Front / Frontal / Endroit
- Back / Por detrás / Envers
- Tape / Cinta / Ruban adhésif
- Cord or Ribbon / Cuerda o lazo / Cordelette ou ruban

Material / Material / Matériel




-1
- A** \downarrow 40 cm \times \leftrightarrow 18 cm (approx. \downarrow 16 inch \times \leftrightarrow 7 inch).....1
- B** \downarrow 40 cm \times \leftrightarrow 18 cm (approx. \downarrow 16 inch \times \leftrightarrow 7 inch)1
- C** \downarrow 31 cm \times \leftrightarrow 22 cm (approx. \downarrow 12-1/4 inch \times \leftrightarrow 8-3/4 inch).....1
- \downarrow 1.5 cm \times \leftrightarrow 10 cm (approx. \downarrow 5/8 inch \times \leftrightarrow 4 inch).....1

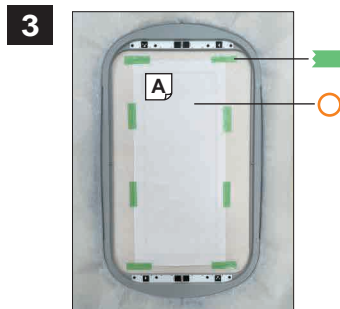
How to Make / Cómo hacer / Comment procéder



• Hoop the stabilizer in the embroidery frame. • Coloque el estabilizador en el bastidor de bordado. • Cerclez le renfort de broderie dans le cadre à broder.



1 (202)

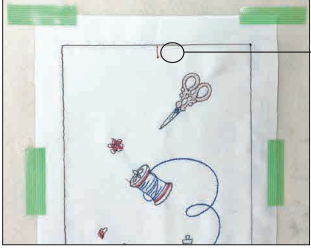



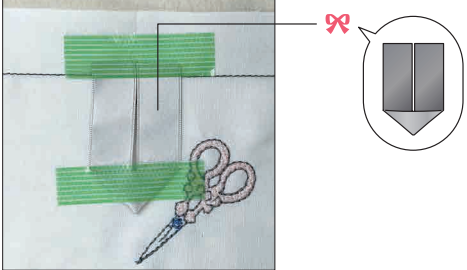
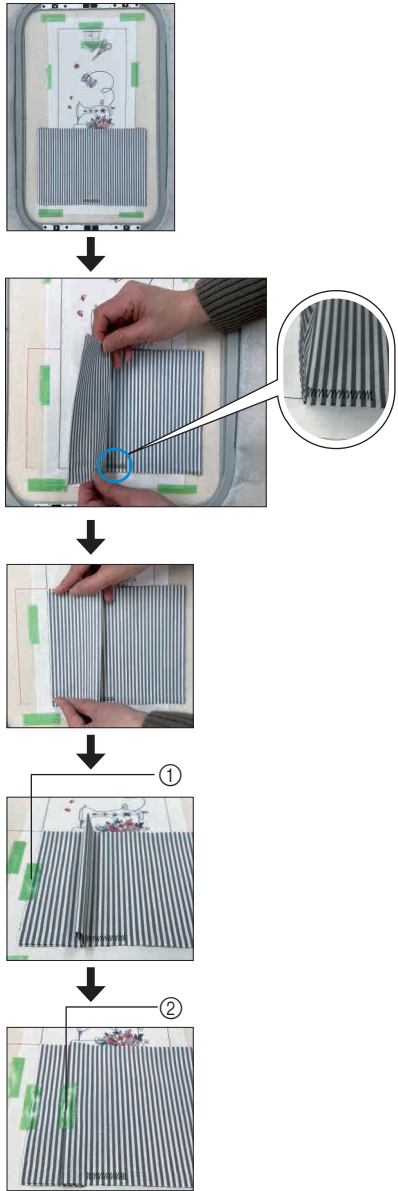
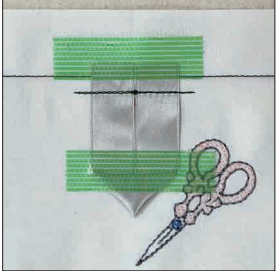

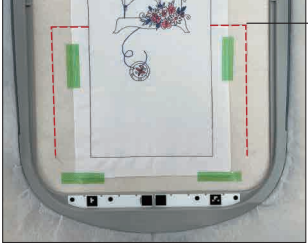

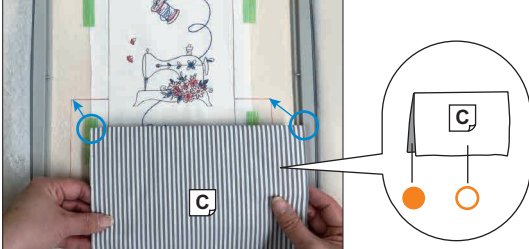


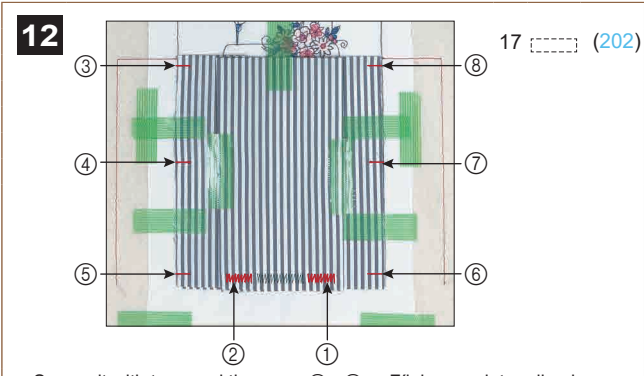
• Place fabric A right side up inside the frame. Secure it with tape.
• Coloque la tela A con el lado derecho en el interior del bastidor. Asegúrela con cinta. • Placez le tissu A dans le cadre avec le côté endroit vers le haut. Sécurisez avec le ruban adhésif.




- 2 (808)
- 3 (086)
- 4 (704)
- 5 (420)
- 6 (124)
- 7 (420)
- 8 (086)
- 9 (420)
- 10 (086)
- 11 (124)
- 12 (704)

Embroidery Pattern Color Change Table Tabla de cambio de color para patrones de bordado Tableau de changement de couleur des motifs de broderie


<p>5  13  (202)</p>	<p>10  16  (808)</p>
<p>6 </p> <p>• Place the cord or ribbon so that it is aligned with the mark. Secure it with tape. • Coloque el cordón o la cinta de modo que quede alineado con la marca. Asegúrela con cinta. • Placez le cordon ou le ruban de façon à l'aligner sur le repère. Sécurisez avec le ruban adhésif.</p>	<p>11 </p>
<p>7  14  (808)</p>	
<p>8  15  (202)</p>	
<p>9 </p> <p>• Fold fabric C in half wrong-sides together. Place in frame with the fold aligned with top placement stitches. Secure it with tape. • Doble la tela C por la mitad con los reveses juntos. Colóquelo en el bastidor con el pliegue alineado con las puntadas de colocación superiores. Asegúrela con cinta. • Pliez le tissu C en deux, envers sur envers. Placez-le dans le cadre avec le pli aligné sur les points de placement supérieurs. Sécurisez avec le ruban adhésif.</p>	
	<p>• Remove the tapes. Fold the cloth and secure it with tape 1. Turn the vertical fold to the outside and secure it with tape 2. Do the same on the opposite side. • Retire las cintas. Doble la tela y fijela con cinta adhesiva 1. Gire el pliegue vertical hacia el exterior y fíjelo con cinta adhesiva 2. Haga lo mismo en el lado opuesto.</p> <p>• Retirez les rubans adhésifs. Pliez le tissu et fixez-le avec le ruban adhésif 1. Tournez le pli vertical vers l'extérieur et fixez-le avec du ruban adhésif 2. Procédez de même sur le côté opposé.</p>




● Secure it with tape and then sew ① - ⑧. ● Fijelo con cinta adhesiva y luego cosa ① - ⑧. ● Fixez-le à l'aide de ruban adhésif, puis brodez ① - ⑧.



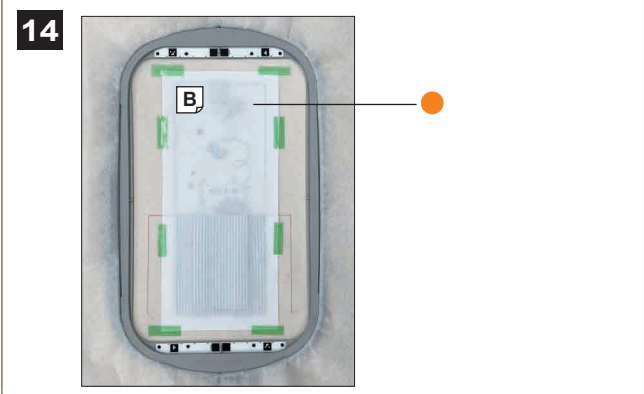
● Remove the material from the embroidery frame, and remove the tapes. Trim fabric close to the stitching for the outside frame and carefully remove the stabilizer. ● Retire el material del bastidor de bordado y retire las cintas adhesivas. Recorte la tela cerca de la costura para el bastidor exterior y retire con cuidado el estabilizador. ● Enlevez le matériel du cadre à broder, puis retirez les rubans adhésifs. Coupez le tissu à côté de la broderie pour le cadre extérieur et retirez avec précaution le renfort de broderie.




● Remove the tapes. ● Retire las cintas. ● Retirez les rubans adhésifs.




● Turn it right side out through the opening. ● Gire el derecho hacia afuera a través de la abertura. ● Retournez-le sur l'endroit via l'ouverture.



● Place fabric B wrong side up. Secure it with tape. ● Coloque la tela B con el revés hacia arriba. Asegúrela con cinta. ● Placez le tissu B avec le côté envers vers le haut. Sécurisez avec le ruban adhésif.



● Stitch the opening closed. ● Cosa la abertura para cerrarla. ● Cousez l'ouverture pour la fermer.



Embroidery Pattern Color Change Table
Tabla de cambio de color para patrones de bordado
Tableau de changement de couleur des motifs de broderie

- ❖ Floral Alphabet #1
- ❖ Alfabeto floral #1
- ❖ Alphabet floral #1




No.1 **12 min**




1		(214)
2		(348)
3		(019)
4		(515)
5		(030)
↓ 135.5 mm		
↔ 132.4 mm		

No.5 **11 min**




1		(214)
2		(348)
3		(030)
4		(515)
5		(019)
↓ 123.1 mm		
↔ 102.7 mm		

No.9 **7 min**




1		(214)
2		(348)
3		(019)
4		(515)
5		(030)
↓ 123.6 mm		
↔ 63.8 mm		

No.2 **12 min**




1		(214)
2		(348)
3		(030)
4		(515)
5		(019)
↓ 121.4 mm		
↔ 92.0 mm		

No.6 **8 min**




1		(214)
2		(348)
3		(515)
4		(030)
5		(019)
↓ 117.8 mm		
↔ 88.9 mm		

No.10 **7 min**



1		(214)
2		(348)
3		(030)
4		(515)
5		(019)
↓ 140.8 mm		
↔ 80.4 mm		

No.3 **10 min**




1		(214)
2		(348)
3		(030)
4		(515)
5		(019)
↓ 123.1 mm		
↔ 102.6 mm		

No.7 **12 min**




1		(214)
2		(348)
3		(515)
4		(030)
5		(019)
↓ 139.9 mm		
↔ 100.2 mm		

No.11 **12 min**




1		(214)
2		(348)
3		(019)
4		(515)
5		(030)
↓ 105.4 mm		
↔ 117.7 mm		

No.4 **11 min**




1		(214)
2		(348)
3		(515)
4		(030)
5		(019)
↓ 109.5 mm		
↔ 104.7 mm		

No.8 **10 min**



1		(214)
2		(348)
3		(515)
4		(030)
5		(019)
↓ 127.6 mm		
↔ 105.8 mm		

No.12 **9 min**



1		(214)
2		(348)
3		(030)
4		(515)
5		(019)
↓ 105.3 mm		
↔ 100.1 mm		



No.13 13 min

1		(214)
2		(348)
3		(515)
4		(019)
5		(030)

↓ 129.4 mm
↔ 144.5 mm

No.18 12 min

1		(214)
2		(348)
3		(019)
4		(515)
5		(030)

↓ 113.9 mm
↔ 110.4 mm

No.23 13 min

1		(214)
2		(348)
3		(030)
4		(515)
5		(019)

↓ 102.2 mm
↔ 125.7 mm

No.14 11 min

1		(214)
2		(348)
3		(515)
4		(030)
5		(019)

↓ 110.6 mm
↔ 108.6 mm

No.19 11 min

1		(214)
2		(348)
3		(019)
4		(515)
5		(030)

↓ 121.0 mm
↔ 93.8 mm

No.24 12 min

1		(214)
2		(348)
3		(515)
4		(030)
5		(019)

↓ 103.7 mm
↔ 121.6 mm

No.15 11 min

1		(214)
2		(348)
3		(030)
4		(515)
5		(019)

↓ 102.8 mm
↔ 91.1 mm

No.20 10 min

1		(214)
2		(348)
3		(019)
4		(515)
5		(030)

↓ 102.5 mm
↔ 104.1 mm

No.25 9 min

1		(214)
2		(348)
3		(019)
4		(515)
5		(030)

↓ 138.1 mm
↔ 120.0 mm

No.16 10 min

1		(214)
2		(348)
3		(030)
4		(515)
5		(019)

↓ 112.1 mm
↔ 101.7 mm

No.21 9 min

1		(214)
2		(348)
3		(515)
4		(019)
5		(030)

↓ 103.2 mm
↔ 108.0 mm

No.26 10 min

1		(214)
2		(348)
3		(019)
4		(515)
5		(030)

↓ 104.8 mm
↔ 120.9 mm

No.17 11 min

1		(214)
2		(348)
3		(019)
4		(515)
5		(030)

↓ 120.7 mm
↔ 93.2 mm

No.22 8 min

1		(214)
2		(348)
3		(019)
4		(515)
5		(030)

↓ 126.0 mm
↔ 123.4 mm

◆Example ◆Ejemplo ◆Exemple




12 min

1		(214)
2		(348)
3		(019)
4		(515)
5		(030)

↓ 135.5 mm
↔ 132.4 mm





Embroidery Pattern Color Change Table
Tabla de cambio de color para patrones de bordado
Tableau de changement de couleur des motifs de broderie

No.27

1 min	
1	 (214)
2	 (030)
3	 (515)
↓	18.2 mm
↔	22.4 mm






No.28

5 min	
1	 (214)
2	 (515)
3	 (019)
4	 (030)
↓	49.3 mm
↔	186.1 mm






No.29

6 min	
1	 (019)
2	 (214)
3	 (030)
↓	57.3 mm
↔	172.8 mm



No.30

5 min	
1	 (214)
2	 (030)
3	 (019)
↓	40.9 mm
↔	179.5 mm





- ✦ Calligraphy
- ✦ Caligrafia
- ✦ Calligraphie


02
AB

<p>No.1 12 min 1 ■ (900) ↓ 129.3 mm ↔ 155.4 mm</p> 	<p>No.5 12 min 1 ■ (900) ↓ 125.6 mm ↔ 84.2 mm</p> 	<p>No.9 9 min 1 ■ (900) ↓ 128.2 mm ↔ 103.8 mm</p> 
<p>No.2 13 min 1 ■ (900) ↓ 132.8 mm ↔ 97.7 mm</p> 	<p>No.6 11 min 1 ■ (900) ↓ 130.3 mm ↔ 118.5 mm</p> 	<p>No.10 12 min 1 ■ (900) ↓ 154.1 mm ↔ 108.5 mm</p> 
<p>No.3 11 min 1 ■ (900) ↓ 127.0 mm ↔ 88.6 mm</p> 	<p>No.7 13 min 1 ■ (900) ↓ 134.2 mm ↔ 82.5 mm</p> 	<p>No.11 16 min 1 ■ (900) ↓ 141.8 mm ↔ 145.5 mm</p> 
<p>No.4 15 min 1 ■ (900) ↓ 125.7 mm ↔ 103.3 mm</p> 	<p>No.8 13 min 1 ■ (900) ↓ 134.2 mm ↔ 143.4 mm</p> 	<p>No.12 15 min 1 ■ (900) ↓ 144.5 mm ↔ 141.7 mm</p> 

Embroidery Pattern Color Change Table
Tabla de cambio de color para patrones de bordado
Tableau de changement de couleur des motifs de broderie


No.13 **19 min**

1 ■ (900)
↕ 146.5 mm
↔ 148.4 mm




No.18 **15 min**

1 ■ (900)
↕ 136.9 mm
↔ 139.0 mm




No.14 **16 min**

1 ■ (900)
↕ 134.3 mm
↔ 151.4 mm




No.19 **12 min**

1 ■ (900)
↕ 129.5 mm
↔ 120.1 mm




No.15 **14 min**

1 ■ (900)
↕ 137.2 mm
↔ 99.8 mm




No.20 **11 min**

1 ■ (900)
↕ 133.2 mm
↔ 116.3 mm




No.16 **14 min**

1 ■ (900)
↕ 136.5 mm
↔ 120.8 mm




No.21 **17 min**

1 ■ (900)
↕ 136.6 mm
↔ 128.4 mm




No.17 **16 min**

1 ■ (900)
↕ 141.9 mm
↔ 97.6 mm




No.22 **11 min**

1 ■ (900)
↕ 132.3 mm
↔ 142.8 mm






No.23 **19 min**
 1 ■ (900)
 ↓ 140.0 mm
 ⇔ 158.1 mm




No.28 **9 min**
 1 ■ (900)
 ↓ 112.6 mm
 ⇔ 55.1 mm




No.34 **9 min**
 1 ■ (900)
 ↓ 113.2 mm
 ⇔ 58.4 mm




No.24 **16 min**
 1 ■ (900)
 ↓ 134.4 mm
 ⇔ 117.2 mm




No.29 **4 min**
 1 ■ (900)
 ↓ 57.8 mm
 ⇔ 45.7 mm



No.35 **3 min**
 1 ■ (900)
 ↓ 66.2 mm
 ⇔ 31.0 mm



No.25 **14 min**
 1 ■ (900)
 ↓ 138.1 mm
 ⇔ 95.9 mm




No.30 **9 min**
 1 ■ (900)
 ↓ 120.5 mm
 ⇔ 75.4 mm



No.36 **6 min**
 1 ■ (900)
 ↓ 115.3 mm
 ⇔ 58.4 mm




No.31 **4 min**
 1 ■ (900)
 ↓ 58.9 mm
 ⇔ 47.7 mm




No.37 **9 min**
 1 ■ (900)
 ↓ 113.4 mm
 ⇔ 61.8 mm




No.26 **14 min**
 1 ■ (900)
 ↓ 137.6 mm
 ⇔ 148.9 mm




No.32 **8 min**
 1 ■ (900)
 ↓ 145.7 mm
 ⇔ 49.4 mm




No.38 **6 min**
 1 ■ (900)
 ↓ 112.9 mm
 ⇔ 44.5 mm




No.27 **5 min**
 1 ■ (900)
 ↓ 58.0 mm
 ⇔ 62.8 mm




No.33 **9 min**
 1 ■ (900)
 ↓ 111.4 mm
 ⇔ 63.7 mm



No.39 **10 min**
 1 ■ (900)
 ↓ 61.5 mm
 ⇔ 80.5 mm




No.40 **7 min**
 1 ■ (900)
 ↓ 61.6 mm
 ⇔ 61.9 mm




Embroidery Pattern Color Change Table
Tabla de cambio de color para patrones de bordado
Tableau de changement de couleur des motifs de broderie


No.41 **5 min**
 1 ■ (900)
 ↓ 62.1 mm
 ⇔ 54.0 mm




No.48 **4 min**
 1 ■ (900)
 ↓ 61.9 mm
 ⇔ 51.6 mm




No.55 **8 min**
 1 ■ (900)
 ↓ 96.0 mm
 ⇔ 71.1 mm




No.42 **8 min**
 1 ■ (900)
 ↓ 109.1 mm
 ⇔ 67.3 mm




No.49 **7 min**
 1 ■ (900)
 ↓ 61.8 mm
 ⇔ 77.6 mm




No.56 **8 min**
 1 ■ (900)
 ↓ 97.9 mm
 ⇔ 62.1 mm




No.43 **9 min**
 1 ■ (900)
 ↓ 112.9 mm
 ⇔ 60.8 mm




No.50 **3 min**
 1 ■ (900)
 ↓ 58.5 mm
 ⇔ 63.2 mm




No.57 **7 min**
 1 ■ (900)
 ↓ 96.0 mm
 ⇔ 62.7 mm




No.44 **5 min**
 1 ■ (900)
 ↓ 65.5 mm
 ⇔ 54.5 mm




No.51 **8 min**
 1 ■ (900)
 ↓ 112.0 mm
 ⇔ 62.6 mm




No.58 **7 min**
 1 ■ (900)
 ↓ 97.1 mm
 ⇔ 65.9 mm




No.45 **4 min**
 1 ■ (900)
 ↓ 64.8 mm
 ⇔ 47.3 mm



No.52 **7 min**
 1 ■ (900)
 ↓ 103.9 mm
 ⇔ 69.8 mm




No.59 **8 min**
 1 ■ (900)
 ↓ 101.4 mm
 ⇔ 64.8 mm




No.46 **5 min**
 1 ■ (900)
 ↓ 94.2 mm
 ⇔ 44.9 mm




No.53 **8 min**
 1 ■ (900)
 ↓ 96.7 mm
 ⇔ 63.0 mm




No.60 **5 min**
 1 ■ (900)
 ↓ 95.8 mm
 ⇔ 57.0 mm



No.47 **6 min**
 1 ■ (900)
 ↓ 60.6 mm
 ⇔ 64.5 mm



No.54 **4 min**
 1 ■ (900)
 ↓ 95.6 mm
 ⇔ 34.9 mm





No.61 **8 min**
 1 █ (900)
 ↓ 95.8 mm
 ⇔ 63.9 mm



No.68 **8 min**
 1 █ (900)
 ↓ 125.5 mm
 ⇔ 63.6 mm



No.74 **1 min**
 1 █ (900)
 ↓ 41.5 mm
 ⇔ 17.9 mm



No.62 **8 min**
 1 █ (900)
 ↓ 108.7 mm
 ⇔ 62.0 mm



No.69 **4 min**
 1 █ (900)
 ↓ 125.3 mm
 ⇔ 42.4 mm



No.75 **1 min**
 1 █ (900)
 ↓ 47.9 mm
 ⇔ 19.6 mm



No.63 **8 min**
 1 █ (900)
 ↓ 95.5 mm
 ⇔ 74.7 mm



No.70 **11 min**
 1 █ (900)
 ↓ 93.9 mm
 ⇔ 81.0 mm



No.76 **1 min**
 1 █ (900)
 ↓ 16.4 mm
 ⇔ 22.9 mm



No.77 **1 min**
 1 █ (900)
 ↓ 16.4 mm
 ⇔ 11.0 mm




No.64 **2 min**
 1 █ (900)
 ↓ 34.2 mm
 ⇔ 33.7 mm



No.71 **5 min**
 1 █ (900)
 ↓ 131.7 mm
 ⇔ 59.3 mm



No.78 **10 min**
 1 █ (900)
 ↓ 88.5 mm
 ⇔ 160.2 mm




No.65 **1 min**
 1 █ (900)
 ↓ 10.8 mm
 ⇔ 10.5 mm



No.72 **4 min**
 1 █ (900)
 ↓ 132.0 mm
 ⇔ 59.2 mm



No.79 **10 min**
 1 █ (900)
 ↓ 75.6 mm
 ⇔ 161.0 mm



No.66 **1 min**
 1 █ (900)
 ↓ 16.5 mm
 ⇔ 11.7 mm



No.80 **4 min**
 1 █ (900)
 ↓ 37.1 mm
 ⇔ 123.3 mm




No.67 **9 min**
 1 █ (900)
 ↓ 97.4 mm
 ⇔ 74.0 mm



No.73 **3 min**
 1 █ (900)
 ↓ 17.7 mm
 ⇔ 65.0 mm



No.81 **17 min**
 1 █ (900)
 ↓ 121.1 mm
 ⇔ 189.2 mm



Embroidery Pattern Color Change Table
Tabla de cambio de color para patrones de bordado
Tableau de changement de couleur des motifs de broderie

- ❁ Vine alphabet patterns
- ❁ Patrones alfabéticos florales
- ❁ Motifs d'alphabet « Vigne »



No.1 **16 min**

1	■ (807)
2	■ (542)
↓	108.6 mm
↔	165.6 mm

No.5 **11 min**

1	■ (807)
2	■ (542)
↓	109.9 mm
↔	130.6 mm

No.2 **15 min**

1	■ (807)
2	■ (542)
↓	108.7 mm
↔	145.3 mm

No.6 **12 min**

1	■ (807)
2	■ (542)
↓	107.8 mm
↔	157.2 mm

No.3 **12 min**

1	■ (807)
2	■ (542)
↓	107.6 mm
↔	146.6 mm

No.7 **13 min**

1	■ (807)
2	■ (542)
↓	109.0 mm
↔	140.6 mm

No.4 **15 min**

1	■ (807)
2	■ (542)
↓	109.4 mm
↔	159.8 mm

No.8 **16 min**

1	■ (807)
2	■ (542)
↓	108.2 mm
↔	166.8 mm



No.9 **11 min**

1	■ (807)
2	■ (542)
↓	109.6 mm
↔	136.2 mm



No.14 **14 min**

1	■ (807)
2	■ (542)
↓	108.9 mm
↔	169.4 mm



No.10 **12 min**

1	■ (807)
2	■ (542)
↓	108.4 mm
↔	141.9 mm



No.15 **11 min**

1	■ (807)
2	■ (542)
↓	107.7 mm
↔	157.4 mm



No.11 **14 min**

1	■ (807)
2	■ (542)
↓	110.3 mm
↔	170.2 mm



No.16 **13 min**

1	■ (807)
2	■ (542)
↓	109.3 mm
↔	134.2 mm



No.12 **13 min**

1	■ (807)
2	■ (542)
↓	107.6 mm
↔	150.0 mm



No.17 **13 min**

1	■ (807)
2	■ (542)
↓	109.8 mm
↔	167.1 mm



No.13 **16 min**

1	■ (807)
2	■ (542)
↓	108.3 mm
↔	170.0 mm



No.18 **16 min**

1	■ (807)
2	■ (542)
↓	109.3 mm
↔	163.0 mm

Embroidery Pattern Color Change Table
Tabla de cambio de color para patrones de bordado
Tableau de changement de couleur des motifs de broderie

<p>No.19 13 min</p>  <table border="1" style="border-collapse: collapse; width: 100%;"> <tr><td style="padding: 2px;">1 (807)</td></tr> <tr><td style="padding: 2px;">2 (542)</td></tr> <tr><td style="padding: 2px;">↓ 108.8 mm</td></tr> <tr><td style="padding: 2px;">↔ 147.8 mm</td></tr> </table>	1 (807)	2 (542)	↓ 108.8 mm	↔ 147.8 mm	<p>No.24 15 min</p>  <table border="1" style="border-collapse: collapse; width: 100%;"> <tr><td style="padding: 2px;">1 (807)</td></tr> <tr><td style="padding: 2px;">2 (542)</td></tr> <tr><td style="padding: 2px;">↓ 106.0 mm</td></tr> <tr><td style="padding: 2px;">↔ 166.6 mm</td></tr> </table>	1 (807)	2 (542)	↓ 106.0 mm	↔ 166.6 mm
1 (807)									
2 (542)									
↓ 108.8 mm									
↔ 147.8 mm									
1 (807)									
2 (542)									
↓ 106.0 mm									
↔ 166.6 mm									
<p>No.20 13 min</p>  <table border="1" style="border-collapse: collapse; width: 100%;"> <tr><td style="padding: 2px;">1 (807)</td></tr> <tr><td style="padding: 2px;">2 (542)</td></tr> <tr><td style="padding: 2px;">↓ 108.3 mm</td></tr> <tr><td style="padding: 2px;">↔ 146.5 mm</td></tr> </table>	1 (807)	2 (542)	↓ 108.3 mm	↔ 146.5 mm	<p>No.25 12 min</p>  <table border="1" style="border-collapse: collapse; width: 100%;"> <tr><td style="padding: 2px;">1 (807)</td></tr> <tr><td style="padding: 2px;">2 (542)</td></tr> <tr><td style="padding: 2px;">↓ 106.1 mm</td></tr> <tr><td style="padding: 2px;">↔ 132.1 mm</td></tr> </table>	1 (807)	2 (542)	↓ 106.1 mm	↔ 132.1 mm
1 (807)									
2 (542)									
↓ 108.3 mm									
↔ 146.5 mm									
1 (807)									
2 (542)									
↓ 106.1 mm									
↔ 132.1 mm									
<p>No.21 14 min</p>  <table border="1" style="border-collapse: collapse; width: 100%;"> <tr><td style="padding: 2px;">1 (807)</td></tr> <tr><td style="padding: 2px;">2 (542)</td></tr> <tr><td style="padding: 2px;">↓ 107.1 mm</td></tr> <tr><td style="padding: 2px;">↔ 156.8 mm</td></tr> </table>	1 (807)	2 (542)	↓ 107.1 mm	↔ 156.8 mm	<p>No.26 14 min</p>  <table border="1" style="border-collapse: collapse; width: 100%;"> <tr><td style="padding: 2px;">1 (807)</td></tr> <tr><td style="padding: 2px;">2 (542)</td></tr> <tr><td style="padding: 2px;">↓ 111.8 mm</td></tr> <tr><td style="padding: 2px;">↔ 140.0 mm</td></tr> </table>	1 (807)	2 (542)	↓ 111.8 mm	↔ 140.0 mm
1 (807)									
2 (542)									
↓ 107.1 mm									
↔ 156.8 mm									
1 (807)									
2 (542)									
↓ 111.8 mm									
↔ 140.0 mm									
<p>No.22 11 min</p>  <table border="1" style="border-collapse: collapse; width: 100%;"> <tr><td style="padding: 2px;">1 (807)</td></tr> <tr><td style="padding: 2px;">2 (542)</td></tr> <tr><td style="padding: 2px;">↓ 106.1 mm</td></tr> <tr><td style="padding: 2px;">↔ 142.1 mm</td></tr> </table>	1 (807)	2 (542)	↓ 106.1 mm	↔ 142.1 mm	<p>No.27 8 min</p>  <table border="1" style="border-collapse: collapse; width: 100%;"> <tr><td style="padding: 2px;">1 (807)</td></tr> <tr><td style="padding: 2px;">2 (542)</td></tr> <tr><td style="padding: 2px;">↓ 114.6 mm</td></tr> <tr><td style="padding: 2px;">↔ 115.2 mm</td></tr> </table>	1 (807)	2 (542)	↓ 114.6 mm	↔ 115.2 mm
1 (807)									
2 (542)									
↓ 106.1 mm									
↔ 142.1 mm									
1 (807)									
2 (542)									
↓ 114.6 mm									
↔ 115.2 mm									
<p>No.23 16 min</p>  <table border="1" style="border-collapse: collapse; width: 100%;"> <tr><td style="padding: 2px;">1 (807)</td></tr> <tr><td style="padding: 2px;">2 (542)</td></tr> <tr><td style="padding: 2px;">↓ 106.7 mm</td></tr> <tr><td style="padding: 2px;">↔ 165.2 mm</td></tr> </table>	1 (807)	2 (542)	↓ 106.7 mm	↔ 165.2 mm	<p>No.28 8 min</p>  <table border="1" style="border-collapse: collapse; width: 100%;"> <tr><td style="padding: 2px;">1 (807)</td></tr> <tr><td style="padding: 2px;">2 (542)</td></tr> <tr><td style="padding: 2px;">↓ 62.8 mm</td></tr> <tr><td style="padding: 2px;">↔ 238.6 mm</td></tr> </table>	1 (807)	2 (542)	↓ 62.8 mm	↔ 238.6 mm
1 (807)									
2 (542)									
↓ 106.7 mm									
↔ 165.2 mm									
1 (807)									
2 (542)									
↓ 62.8 mm									
↔ 238.6 mm									



● No.29

6 min	
1	■ (807)
2	■ (542)
↓	349.8 mm
↔	24.1 mm



No.37

4 min	
1	■ (620)
2	■ (612)
↓	54.6 mm
↔	70.4 mm



No.30

21 min	
1	■ (542)
2	■ (807)
↓	289.8 mm
↔	234.6 mm



No.38

5 min	
1	■ (620)
2	■ (612)
↓	54.3 mm
↔	83.3 mm



No.39

3 min	
1	■ (620)
2	■ (612)
↓	55.0 mm
↔	68.3 mm



No.40

4 min	
1	■ (620)
2	■ (612)
↓	54.3 mm
↔	71.0 mm



No.31

5 min	
1	■ (620)
2	■ (612)
↓	54.3 mm
↔	82.8 mm



No.34

4 min	
1	■ (620)
2	■ (612)
↓	54.6 mm
↔	80.0 mm



No.41

4 min	
1	■ (620)
2	■ (612)
↓	55.2 mm
↔	85.3 mm



No.32

4 min	
1	■ (620)
2	■ (612)
↓	54.4 mm
↔	72.6 mm



No.35

3 min	
1	■ (620)
2	■ (612)
↓	55.0 mm
↔	65.3 mm



No.42

4 min	
1	■ (620)
2	■ (612)
↓	53.9 mm
↔	75.0 mm



No.33

4 min	
1	■ (620)
2	■ (612)
↓	53.9 mm
↔	73.3 mm



No.36

4 min	
1	■ (620)
2	■ (612)
↓	54.0 mm
↔	78.8 mm






No.43

5 min	
1	■ (620)
2	■ (612)
↓	54.1 mm
↔	85.0 mm


Embroidery Pattern Color Change Table
Tabla de cambio de color para patrones de bordado
Tableau de changement de couleur des motifs de broderie



No.44 **4 min**




1	 (620)
2	 (612)
↓	54.6 mm
↔	84.8 mm



No.51 **4 min**




1	 (620)
2	 (612)
↓	53.6 mm
↔	78.3 mm



No.58 **2 min**




1	 (620)
2	 (612)
↓	51.3 mm
↔	47.0 mm



No.45 **3 min**




1	 (620)
2	 (612)
↓	53.9 mm
↔	78.7 mm



No.52 **3 min**




1	 (620)
2	 (612)
↓	53.2 mm
↔	70.9 mm



No.59 **1 min**



1	 (620)
2	 (612)
↓	13.3 mm
↔	65.2 mm

No.46 **4 min**




1	 (620)
2	 (612)
↓	54.7 mm
↔	67.2 mm



No.53 **5 min**




1	 (620)
2	 (612)
↓	53.4 mm
↔	82.6 mm



No.60 **3 min**




1	 (620)
2	 (612)
↓	25.3 mm
↔	95.9 mm



No.47 **4 min**




1	 (620)
2	 (612)
↓	54.9 mm
↔	83.5 mm



No.54 **4 min**




1	 (620)
2	 (612)
↓	53.2 mm
↔	83.4 mm



No.48 **5 min**




1	 (620)
2	 (612)
↓	54.7 mm
↔	81.5 mm



No.55 **4 min**




1	 (620)
2	 (612)
↓	53.1 mm
↔	65.9 mm



No.49 **4 min**




1	 (620)
2	 (612)
↓	54.5 mm
↔	73.8 mm



No.56 **4 min**




1	 (620)
2	 (612)
↓	55.9 mm
↔	70.0 mm



No.50 **4 min**



1	 (620)
2	 (612)
↓	54.2 mm
↔	73.2 mm

No.57 **3 min**















1	 (620)
2	 (612)
↓	57.4 mm
↔	57.7 mm




- ❖ Floral Alphabet #2
- ❖ Alfabeto floral #2
- ❖ Alphabet floral #2



<p>No.1</p>  <p>24 min</p> <table border="1"> <tr><td>1</td><td>■ (328)</td></tr> <tr><td>2</td><td>■ (804)</td></tr> <tr><td>3</td><td>■ (612)</td></tr> <tr><td>4</td><td>■ (079)</td></tr> <tr><td>5</td><td>■ (807)</td></tr> <tr><td>6</td><td>■ (513)</td></tr> <tr><td>7</td><td>■ (502)</td></tr> </table> <p>↓ 145.1 mm ↔ 125.7 mm</p>	1	■ (328)	2	■ (804)	3	■ (612)	4	■ (079)	5	■ (807)	6	■ (513)	7	■ (502)	<p>No.5</p>  <p>25 min</p> <table border="1"> <tr><td>1</td><td>■ (328)</td></tr> <tr><td>2</td><td>■ (804)</td></tr> <tr><td>3</td><td>■ (612)</td></tr> <tr><td>4</td><td>■ (079)</td></tr> <tr><td>5</td><td>■ (807)</td></tr> <tr><td>6</td><td>■ (513)</td></tr> <tr><td>7</td><td>■ (502)</td></tr> </table> <p>↓ 144.3 mm ↔ 102.5 mm</p>	1	■ (328)	2	■ (804)	3	■ (612)	4	■ (079)	5	■ (807)	6	■ (513)	7	■ (502)	<p>No.9</p>  <p>19 min</p> <table border="1"> <tr><td>1</td><td>■ (328)</td></tr> <tr><td>2</td><td>■ (804)</td></tr> <tr><td>3</td><td>■ (612)</td></tr> <tr><td>4</td><td>■ (079)</td></tr> <tr><td>5</td><td>■ (807)</td></tr> <tr><td>6</td><td>■ (513)</td></tr> <tr><td>7</td><td>■ (502)</td></tr> </table> <p>↓ 145.8 mm ↔ 49.7 mm</p>	1	■ (328)	2	■ (804)	3	■ (612)	4	■ (079)	5	■ (807)	6	■ (513)	7	■ (502)
1	■ (328)																																											
2	■ (804)																																											
3	■ (612)																																											
4	■ (079)																																											
5	■ (807)																																											
6	■ (513)																																											
7	■ (502)																																											
1	■ (328)																																											
2	■ (804)																																											
3	■ (612)																																											
4	■ (079)																																											
5	■ (807)																																											
6	■ (513)																																											
7	■ (502)																																											
1	■ (328)																																											
2	■ (804)																																											
3	■ (612)																																											
4	■ (079)																																											
5	■ (807)																																											
6	■ (513)																																											
7	■ (502)																																											
<p>No.2</p>  <p>27 min</p> <table border="1"> <tr><td>1</td><td>■ (328)</td></tr> <tr><td>2</td><td>■ (804)</td></tr> <tr><td>3</td><td>■ (612)</td></tr> <tr><td>4</td><td>■ (079)</td></tr> <tr><td>5</td><td>■ (807)</td></tr> <tr><td>6</td><td>■ (513)</td></tr> <tr><td>7</td><td>■ (502)</td></tr> </table> <p>↓ 140.9 mm ↔ 108.1 mm</p>	1	■ (328)	2	■ (804)	3	■ (612)	4	■ (079)	5	■ (807)	6	■ (513)	7	■ (502)	<p>No.6</p>  <p>22 min</p> <table border="1"> <tr><td>1</td><td>■ (328)</td></tr> <tr><td>2</td><td>■ (804)</td></tr> <tr><td>3</td><td>■ (612)</td></tr> <tr><td>4</td><td>■ (079)</td></tr> <tr><td>5</td><td>■ (807)</td></tr> <tr><td>6</td><td>■ (513)</td></tr> <tr><td>7</td><td>■ (502)</td></tr> </table> <p>↓ 142.8 mm ↔ 101.8 mm</p>	1	■ (328)	2	■ (804)	3	■ (612)	4	■ (079)	5	■ (807)	6	■ (513)	7	■ (502)	<p>No.10</p>  <p>20 min</p> <table border="1"> <tr><td>1</td><td>■ (328)</td></tr> <tr><td>2</td><td>■ (804)</td></tr> <tr><td>3</td><td>■ (612)</td></tr> <tr><td>4</td><td>■ (079)</td></tr> <tr><td>5</td><td>■ (807)</td></tr> <tr><td>6</td><td>■ (513)</td></tr> <tr><td>7</td><td>■ (502)</td></tr> </table> <p>↓ 144.5 mm ↔ 82.3 mm</p>	1	■ (328)	2	■ (804)	3	■ (612)	4	■ (079)	5	■ (807)	6	■ (513)	7	■ (502)
1	■ (328)																																											
2	■ (804)																																											
3	■ (612)																																											
4	■ (079)																																											
5	■ (807)																																											
6	■ (513)																																											
7	■ (502)																																											
1	■ (328)																																											
2	■ (804)																																											
3	■ (612)																																											
4	■ (079)																																											
5	■ (807)																																											
6	■ (513)																																											
7	■ (502)																																											
1	■ (328)																																											
2	■ (804)																																											
3	■ (612)																																											
4	■ (079)																																											
5	■ (807)																																											
6	■ (513)																																											
7	■ (502)																																											
<p>No.3</p>  <p>22 min</p> <table border="1"> <tr><td>1</td><td>■ (328)</td></tr> <tr><td>2</td><td>■ (804)</td></tr> <tr><td>3</td><td>■ (612)</td></tr> <tr><td>4</td><td>■ (079)</td></tr> <tr><td>5</td><td>■ (807)</td></tr> <tr><td>6</td><td>■ (513)</td></tr> <tr><td>7</td><td>■ (502)</td></tr> </table> <p>↓ 141.8 mm ↔ 114.5 mm</p>	1	■ (328)	2	■ (804)	3	■ (612)	4	■ (079)	5	■ (807)	6	■ (513)	7	■ (502)	<p>No.7</p>  <p>26 min</p> <table border="1"> <tr><td>1</td><td>■ (328)</td></tr> <tr><td>2</td><td>■ (804)</td></tr> <tr><td>3</td><td>■ (612)</td></tr> <tr><td>4</td><td>■ (079)</td></tr> <tr><td>5</td><td>■ (807)</td></tr> <tr><td>6</td><td>■ (513)</td></tr> <tr><td>7</td><td>■ (502)</td></tr> </table> <p>↓ 141.6 mm ↔ 117.3 mm</p>	1	■ (328)	2	■ (804)	3	■ (612)	4	■ (079)	5	■ (807)	6	■ (513)	7	■ (502)	<p>No.11</p>  <p>27 min</p> <table border="1"> <tr><td>1</td><td>■ (328)</td></tr> <tr><td>2</td><td>■ (804)</td></tr> <tr><td>3</td><td>■ (612)</td></tr> <tr><td>4</td><td>■ (079)</td></tr> <tr><td>5</td><td>■ (807)</td></tr> <tr><td>6</td><td>■ (513)</td></tr> <tr><td>7</td><td>■ (502)</td></tr> </table> <p>↓ 142.0 mm ↔ 119.6 mm</p>	1	■ (328)	2	■ (804)	3	■ (612)	4	■ (079)	5	■ (807)	6	■ (513)	7	■ (502)
1	■ (328)																																											
2	■ (804)																																											
3	■ (612)																																											
4	■ (079)																																											
5	■ (807)																																											
6	■ (513)																																											
7	■ (502)																																											
1	■ (328)																																											
2	■ (804)																																											
3	■ (612)																																											
4	■ (079)																																											
5	■ (807)																																											
6	■ (513)																																											
7	■ (502)																																											
1	■ (328)																																											
2	■ (804)																																											
3	■ (612)																																											
4	■ (079)																																											
5	■ (807)																																											
6	■ (513)																																											
7	■ (502)																																											
<p>No.4</p>  <p>26 min</p> <table border="1"> <tr><td>1</td><td>■ (328)</td></tr> <tr><td>2</td><td>■ (804)</td></tr> <tr><td>3</td><td>■ (612)</td></tr> <tr><td>4</td><td>■ (079)</td></tr> <tr><td>5</td><td>■ (807)</td></tr> <tr><td>6</td><td>■ (513)</td></tr> <tr><td>7</td><td>■ (502)</td></tr> </table> <p>↓ 141.2 mm ↔ 108.3 mm</p>	1	■ (328)	2	■ (804)	3	■ (612)	4	■ (079)	5	■ (807)	6	■ (513)	7	■ (502)	<p>No.8</p>  <p>30 min</p> <table border="1"> <tr><td>1</td><td>■ (328)</td></tr> <tr><td>2</td><td>■ (804)</td></tr> <tr><td>3</td><td>■ (612)</td></tr> <tr><td>4</td><td>■ (079)</td></tr> <tr><td>5</td><td>■ (807)</td></tr> <tr><td>6</td><td>■ (513)</td></tr> <tr><td>7</td><td>■ (502)</td></tr> </table> <p>↓ 141.7 mm ↔ 121.6 mm</p>	1	■ (328)	2	■ (804)	3	■ (612)	4	■ (079)	5	■ (807)	6	■ (513)	7	■ (502)	<p>No.12</p>  <p>20 min</p> <table border="1"> <tr><td>1</td><td>■ (328)</td></tr> <tr><td>2</td><td>■ (804)</td></tr> <tr><td>3</td><td>■ (612)</td></tr> <tr><td>4</td><td>■ (079)</td></tr> <tr><td>5</td><td>■ (807)</td></tr> <tr><td>6</td><td>■ (513)</td></tr> <tr><td>7</td><td>■ (502)</td></tr> </table> <p>↓ 144.9 mm ↔ 107.0 mm</p>	1	■ (328)	2	■ (804)	3	■ (612)	4	■ (079)	5	■ (807)	6	■ (513)	7	■ (502)
1	■ (328)																																											
2	■ (804)																																											
3	■ (612)																																											
4	■ (079)																																											
5	■ (807)																																											
6	■ (513)																																											
7	■ (502)																																											
1	■ (328)																																											
2	■ (804)																																											
3	■ (612)																																											
4	■ (079)																																											
5	■ (807)																																											
6	■ (513)																																											
7	■ (502)																																											
1	■ (328)																																											
2	■ (804)																																											
3	■ (612)																																											
4	■ (079)																																											
5	■ (807)																																											
6	■ (513)																																											
7	■ (502)																																											


Embroidery Pattern Color Change Table
Tabla de cambio de color para patrones de bordado
Tableau de changement de couleur des motifs de broderie

No.13




32 min	
1	(328)
2	(804)
3	(612)
4	(079)
5	(807)
6	(513)
7	(502)
↓ 146.5 mm	
↔ 124.6 mm	

No.18




28 min	
1	(328)
2	(804)
3	(612)
4	(079)
5	(807)
6	(513)
7	(502)
↓ 143.4 mm	
↔ 112.5 mm	

No.23




32 min	
1	(328)
2	(804)
3	(612)
4	(079)
5	(807)
6	(513)
7	(502)
↓ 146.2 mm	
↔ 124.8 mm	

No.14



27 min	
1	(328)
2	(804)
3	(612)
4	(079)
5	(807)
6	(513)
7	(502)
↓ 147.0 mm	
↔ 116.8 mm	

No.19




28 min	
1	(328)
2	(804)
3	(612)
4	(079)
5	(807)
6	(513)
7	(502)
↓ 144.1 mm	
↔ 99.4 mm	

No.24




25 min	
1	(328)
2	(804)
3	(612)
4	(079)
5	(807)
6	(513)
7	(502)
↓ 142.3 mm	
↔ 115.9 mm	

No.15




25 min	
1	(328)
2	(804)
3	(612)
4	(079)
5	(807)
6	(513)
7	(502)
↓ 146.3 mm	
↔ 115.3 mm	

No.20




24 min	
1	(328)
2	(804)
3	(612)
4	(079)
5	(807)
6	(513)
7	(502)
↓ 144.5 mm	
↔ 118.4 mm	

No.25




22 min	
1	(328)
2	(804)
3	(612)
4	(079)
5	(807)
6	(513)
7	(502)
↓ 142.8 mm	
↔ 116.3 mm	

No.16




23 min	
1	(328)
2	(804)
3	(612)
4	(079)
5	(807)
6	(513)
7	(502)
↓ 143.4 mm	
↔ 99.6 mm	

No.21



24 min	
1	(328)
2	(804)
3	(612)
4	(079)
5	(807)
6	(513)
7	(502)
↓ 144.6 mm	
↔ 118.5 mm	

No.26




26 min	
1	(328)
2	(804)
3	(612)
4	(079)
5	(807)
6	(513)
7	(502)
↓ 142.8 mm	
↔ 92.9 mm	

No.17



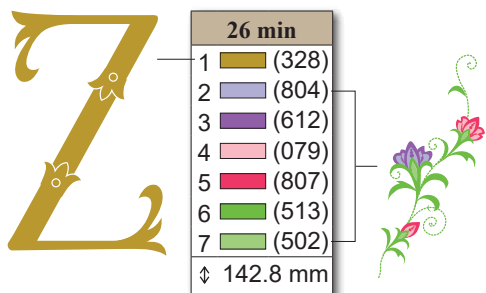
27 min	
1	(328)
2	(804)
3	(612)
4	(079)
5	(807)
6	(513)
7	(502)
↓ 142.7 mm	
↔ 118.2 mm	

No.22



24 min	
1	(328)
2	(804)
3	(612)
4	(079)
5	(807)
6	(513)
7	(502)
↓ 145.5 mm	
↔ 121.5 mm	

◆Example ◆Ejemplo ◆Exemple



26 min	
1	(328)
2	(804)
3	(612)
4	(079)
5	(807)
6	(513)
7	(502)
↓ 142.8 mm	
↔ 92.9 mm	



No.27

4 min	
1	(328)
2	(079)
3	(807)
4	(513)
5	(502)
↓	51.9 mm
↔	45.9 mm

No.33

4 min	
1	(328)
2	(079)
3	(807)
4	(513)
5	(502)
↓	51.9 mm
↔	42.7 mm

No.39

6 min	
1	(328)
2	(079)
3	(807)
4	(513)
5	(502)
↓	53.3 mm
↔	46.4 mm

No.45

4 min	
1	(328)
2	(079)
3	(807)
4	(513)
5	(502)
↓	52.6 mm
↔	35.0 mm

No.28

4 min	
1	(328)
2	(079)
3	(807)
4	(513)
5	(502)
↓	51.7 mm
↔	39.6 mm

No.34

5 min	
1	(328)
2	(079)
3	(807)
4	(513)
5	(502)
↓	52.2 mm
↔	44.3 mm

No.40

5 min	
1	(328)
2	(079)
3	(807)
4	(513)
5	(502)
↓	52.9 mm
↔	43.1 mm

No.46

4 min	
1	(328)
2	(079)
3	(807)
4	(513)
5	(502)
↓	53.0 mm
↔	42.0 mm

No.29

4 min	
1	(328)
2	(079)
3	(807)
4	(513)
5	(502)
↓	52.2 mm
↔	41.1 mm

No.35

4 min	
1	(328)
2	(079)
3	(807)
4	(513)
5	(502)
↓	53.9 mm
↔	23.8 mm

No.41

4 min	
1	(328)
2	(079)
3	(807)
4	(513)
5	(502)
↓	52.8 mm
↔	42.6 mm

No.47

4 min	
1	(328)
2	(079)
3	(807)
4	(513)
5	(502)
↓	52.5 mm
↔	42.8 mm

No.30

4 min	
1	(328)
2	(079)
3	(807)
4	(513)
5	(502)
↓	51.9 mm
↔	39.3 mm

No.36

3 min	
1	(328)
2	(079)
3	(807)
4	(513)
5	(502)
↓	52.6 mm
↔	30.1 mm

No.42

4 min	
1	(328)
2	(079)
3	(807)
4	(513)
5	(502)
↓	52.1 mm
↔	36.9 mm

No.48

4 min	
1	(328)
2	(079)
3	(807)
4	(513)
5	(502)
↓	52.8 mm
↔	43.9 mm

No.31

4 min	
1	(328)
2	(079)
3	(807)
4	(513)
5	(502)
↓	53.1 mm
↔	37.3 mm

No.37

5 min	
1	(328)
2	(079)
3	(807)
4	(513)
5	(502)
↓	52.4 mm
↔	43.4 mm

No.43

4 min	
1	(328)
2	(079)
3	(807)
4	(513)
5	(502)
↓	52.6 mm
↔	43.3 mm

No.49

5 min	
1	(328)
2	(079)
3	(807)
4	(513)
5	(502)
↓	53.3 mm
↔	46.5 mm

No.32

4 min	
1	(328)
2	(079)
3	(807)
4	(513)
5	(502)
↓	52.1 mm
↔	36.6 mm

No.38

3 min	
1	(328)
2	(079)
3	(807)
4	(513)
5	(502)
↓	52.5 mm
↔	38.9 mm

No.44


4 min	
1	(328)
2	(079)
3	(807)
4	(513)
5	(502)
↓	52.3 mm
↔	40.7 mm

No.50

4 min	
1	(328)
2	(079)
3	(807)
4	(513)
5	(502)
↓	51.7 mm
↔	42.0 mm


Embroidery Pattern Color Change Table Tabla de cambio de color para patrones de bordado Tableau de changement de couleur des motifs de broderie

No.51



4 min	
1	(328)
2	(079)
3	(807)
4	(513)
5	(502)
↓	53.8 mm
↔	42.2 mm

No.56




7 min					
1	(804)	5	(513)	9	(079)
2	(612)	6	(502)	10	(807)
3	(079)	7	(804)	11	(513)
4	(807)	8	(612)	12	(502)
↓ 23.4 mm ↔ 123.7 mm					

No.59



No.52



4 min	
1	(328)
2	(079)
3	(807)
4	(513)
5	(502)
↓	52.4 mm
↔	33.4 mm


No.57



7 min					
1	(804)	7	(804)	13	(079)
2	(612)	8	(612)	14	(807)
3	(079)	9	(079)	15	(513)
4	(807)	10	(807)	16	(502)
5	(513)	11	(513)		
6	(502)	12	(502)		
↓ 27.9 mm ↔ 121.9 mm					

28 min					
1	(079)	17	(513)	33	(804)
2	(807)	18	(502)	34	(612)
3	(804)	19	(079)	35	(513)
4	(612)	20	(807)	36	(502)
5	(513)	21	(804)	37	(079)
6	(502)	22	(612)	38	(807)
7	(079)	23	(513)	39	(804)
8	(807)	24	(502)	40	(612)
9	(804)	25	(079)	41	(513)
10	(612)	26	(807)	42	(502)
11	(513)	27	(804)	43	(079)
12	(502)	28	(612)	44	(807)
13	(079)	29	(513)	45	(804)
14	(807)	30	(502)	46	(612)
15	(804)	31	(079)	47	(513)
16	(612)	32	(807)	48	(502)
↓ 218.4 mm ↔ 175.7 mm					

No.53




2 min	
1	(804)
2	(612)
3	(079)
4	(807)
5	(513)
6	(502)
↓	34.4 mm
↔	22.7 mm

No.58




No.54



2 min	
1	(079)
2	(807)
3	(513)
4	(502)
↓	39.8 mm
↔	25.6 mm


13 min					
1	(079)	7	(513)	13	(079)
2	(807)	8	(502)	14	(807)
3	(513)	9	(079)	15	(513)
4	(502)	10	(807)	16	(502)
5	(079)	11	(513)		
6	(807)	12	(502)		
↓ 103.6 mm ↔ 94.9 mm					

No.60




5 min	
1	(513)
2	(807)
3	(513)
4	(807)
↓	106.7 mm
↔	93.4 mm

No.55



4 min	
1	(804)
2	(612)
3	(079)
4	(807)
5	(513)
6	(502)
↓	39.3 mm
↔	75.4 mm

No.61



4 min	
1	(513)
2	(807)
3	(513)
4	(807)
↓	42.6 mm
↔	142.0 mm



No.62

15 min	
1	■ (513)
2	■ (807)
3	■ (513)
4	■ (807)
5	■ (513)
6	■ (807)
7	■ (513)
8	■ (807)
↓ 216.6 mm	
↔ 175.7 mm	



No.63

1 min	
1	■ (513)
↓ 147.2 mm	
↔ 61.8 mm	



No.64

8 min			
1	■ (804)	13	■ (804)
2	■ (612)	14	■ (612)
3	■ (079)	15	■ (079)
4	■ (807)	16	■ (807)
5	■ (513)	17	■ (513)
6	■ (502)	18	■ (502)
7	■ (804)	19	■ (804)
8	■ (612)	20	■ (612)
9	■ (079)	21	■ (079)
10	■ (807)	22	■ (807)
11	■ (513)	23	■ (513)
12	■ (502)	24	■ (502)
↓ 73.3 mm ↔ 72.8 mm			

Embroidery Pattern Color Change Table

Tabla de cambio de color para patrones de bordado

Tableau de changement de couleur des motifs de broderie

- ✦ Monograms
- ✦ Monogramas
- ✦ Monogrammes



No.1 **3 min**

1	(000)
2	(461)
3	(442)
↓	38.5 mm
↔	45.5 mm

Country

No.6 **2 min**

1	(000)
2	(152)
3	(155)
↓	37.6 mm
↔	34.2 mm

Country

No.11 **2 min**

1	(000)
2	(604)
3	(623)
↓	37.7 mm
↔	50.9 mm

Country

No.16 **2 min**

1	(000)
2	(003)
↓	37.7 mm
↔	40.3 mm

Country

No.2 **3 min**

1	(000)
2	(331)
3	(334)
↓	38.7 mm
↔	41.8 mm

Country

No.7 **3 min**

1	(000)
2	(461)
3	(442)
↓	38.4 mm
↔	35.4 mm

Country

No.12 **3 min**

1	(000)
2	(152)
3	(155)
↓	37.7 mm
↔	43.6 mm

Country

No.17 **3 min**

1	(000)
2	(604)
3	(623)
↓	37.4 mm
↔	30.1 mm

Country

No.3 **3 min**

1	(000)
2	(020)
3	(012)
↓	39.1 mm
↔	37.4 mm

Country

No.8 **3 min**

1	(000)
2	(334)
↓	38.0 mm
↔	43.5 mm

Country

No.13 **3 min**

1	(000)
2	(461)
3	(442)
↓	38.2 mm
↔	59.3 mm

Country

No.18 **3 min**

1	(000)
2	(152)
3	(155)
↓	37.1 mm
↔	46.9 mm

Country

No.4 **3 min**

1	(000)
2	(512)
3	(003)
↓	38.8 mm
↔	40.0 mm

Country

No.9 **2 min**

1	(000)
2	(020)
3	(012)
↓	37.5 mm
↔	33.0 mm

Country

No.14 **2 min**

1	(000)
2	(331)
3	(334)
↓	36.4 mm
↔	52.9 mm

Country

No.19 **2 min**

1	(000)
2	(461)
3	(442)
↓	37.2 mm
↔	33.3 mm

Country

No.5 **2 min**

1	(000)
2	(604)
3	(623)
↓	37.5 mm
↔	32.1 mm

Country

No.10 **2 min**

1	(000)
2	(512)
3	(003)
↓	43.4 mm
↔	36.6 mm

Country

No.15 **2 min**

1	(000)
2	(020)
3	(012)
↓	37.8 mm
↔	31.3 mm

Country

No.20 **2 min**

1	(000)
2	(331)
3	(334)
↓	37.0 mm
↔	42.6 mm

Country




No.21

2 min	
1	(000)
2	(012)
3	(020)
↓	38.2 mm
↔	40.7 mm



Country



No.27

13 min	
1	(000)
2	(370)
3	(335)
↓	87.4 mm
↔	124.4 mm

Country

No.22

2 min	
1	(000)
2	(512)
3	(003)
↓	38.2 mm
↔	46.9 mm



Country



No.28

16 min	
1	(000)
2	(003)
3	(604)
↓	107.6 mm
↔	127.7 mm

Country

No.23

3 min	
1	(000)
2	(512)
3	(623)
↓	37.4 mm
↔	49.6 mm



Country



No.29

13 min	
1	(000)
2	(623)
3	(604)
↓	104.4 mm
↔	123.2 mm

Country

No.24

3 min	
1	(000)
2	(152)
3	(155)
↓	38.9 mm
↔	52.6 mm



Country



No.30

13 min	
1	(000)
2	(442)
3	(025)
↓	88.9 mm
↔	119.3 mm

Country

No.25

2 min	
1	(000)
2	(442)
3	(461)
↓	38.0 mm
↔	42.7 mm



Country

No.26

2 min	
1	(000)
2	(334)
3	(331)
↓	37.6 mm
↔	36.7 mm



Country

Patterns No.1 - No.30, are designed by Yuki Pallis.
 Los patrones del n° 1 al n° 30 han sido diseñados por Yuki Pallis.
 Les motifs 1 à 30 ont été conçus par Yuki Pallis.

Embroidery Pattern Color Change Table
Tabla de cambio de color para patrones de bordado
Tableau de changement de couleur des motifs de broderie

- ✦ Candlewicking font
- ✦ Fuente Candlewicking
- ✦ Police Chenille



No.1 **12 min**

1	□ (001)
2	■ (019)
3	□ (001)
↓	104.0 mm
↔	109.2 mm

No.6 **13 min**

1	□ (001)
2	■ (019)
3	□ (001)
↓	102.9 mm
↔	87.3 mm

No.11 **18 min**

1	□ (001)
2	■ (019)
3	□ (001)
↓	103.1 mm
↔	114.2 mm

No.2 **19 min**

1	□ (001)
2	■ (019)
3	□ (001)
↓	101.9 mm
↔	95.1 mm

No.7 **16 min**

1	□ (001)
2	■ (019)
3	□ (001)
↓	105.6 mm
↔	108.5 mm

No.12 **12 min**

1	□ (001)
2	■ (019)
3	□ (001)
↓	102.9 mm
↔	95.1 mm

No.3 **12 min**

1	□ (001)
2	■ (019)
3	□ (001)
↓	105.4 mm
↔	96.8 mm

No.8 **20 min**

1	□ (001)
2	■ (019)
3	□ (001)
↓	102.8 mm
↔	114.4 mm

No.13 **22 min**

1	□ (001)
2	■ (019)
3	□ (001)
↓	103.2 mm
↔	125.3 mm

No.4 **17 min**

1	□ (001)
2	■ (019)
3	□ (001)
↓	102.3 mm
↔	100.5 mm

No.9 **9 min**

1	□ (001)
2	■ (019)
3	□ (001)
↓	102.5 mm
↔	52.1 mm

No.14 **14 min**

1	□ (001)
2	■ (019)
3	□ (001)
↓	103.2 mm
↔	104.8 mm

No.5 **15 min**

1	□ (001)
2	■ (019)
3	□ (001)
↓	102.7 mm
↔	90.4 mm

No.10 **11 min**

1	□ (001)
2	■ (019)
3	□ (001)
↓	104.9 mm
↔	74.0 mm

No.15 **16 min**

1	□ (001)
2	■ (019)
3	□ (001)
↓	104.8 mm
↔	107.3 mm



No.16 **14 min**

1	□	(001)
2	■	(019)
3	□	(001)
↓	102.8 mm	
↔	90.0 mm	

No.22 **12 min**

1	□	(001)
2	■	(019)
3	□	(001)
↓	103.7 mm	
↔	111.8 mm	

No.26 **14 min**

1	□	(001)
2	■	(019)
3	□	(001)
↓	103.0 mm	
↔	95.1 mm	

No.17 **20 min**

1	□	(001)
2	■	(019)
3	□	(001)
↓	104.9 mm	
↔	113.9 mm	

No.23 **21 min**

1	□	(001)
2	■	(019)
3	□	(001)
↓	103.6 mm	
↔	143.3 mm	

No.27 **1 min**

1	□	(001)
↓	12.9 mm	
↔	12.9 mm	

No.18 **19 min**

1	□	(001)
2	■	(019)
3	□	(001)
↓	103.7 mm	
↔	106.4 mm	

No.24 **16 min**

1	□	(001)
2	■	(019)
3	□	(001)
↓	102.8 mm	
↔	112.0 mm	

No.28 **3 min**

1	■	(019)
2	□	(001)
3	■	(019)
↓	67.4 mm	
↔	144.0 mm	

No.19 **14 min**

1	□	(001)
2	■	(019)
3	□	(001)
↓	105.0 mm	
↔	77.6 mm	

No.25 **13 min**

1	□	(001)
2	■	(019)
3	□	(001)
↓	102.5 mm	
↔	113.0 mm	

No.29 **23 min**

1	□	(001)
2	■	(399)
↓	223.8 mm	
↔	194.9 mm	

No.20 **12 min**

1	□	(001)
2	■	(019)
3	□	(001)
↓	103.3 mm	
↔	92.3 mm	

No.21 **14 min**

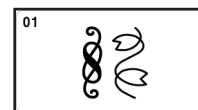
1	□	(001)
2	■	(019)
3	□	(001)
↓	104.0 mm	
↔	104.0 mm	

No.30 **19 min**

1	□	(001)
2	■	(019)
3	□	(001)
↓	205.7 mm	
↔	235.7 mm	

Embroidery Pattern Color Change Table Tabla de cambio de color para patrones de bordado Tableau de changement de couleur des motifs de broderie

- ✿ Utility embroidery patterns
- ✿ Patrones de bordado de utilidad
- ✿ Motifs de broderie courants



1 min 1 (900)	No.6	No.12	No.18	No.24	No.30	No.36	No.42
	↕ 34.7 mm ↔ 6.0 mm	↕ 33.0 mm ↔ 7.0 mm	↕ 40.8 mm ↔ 13.6 mm	↕ 32.4 mm ↔ 8.4 mm	↕ 30.8 mm ↔ 12.0 mm	↕ 32.0 mm ↔ 5.0 mm	↕ 38.6 mm ↔ 8.0 mm
No.1	No.7	No.13	No.19	No.25	No.31	No.37	No.43
↕ 31.5 mm ↔ 0.1 mm	↕ 32.7 mm ↔ 5.0 mm	↕ 39.0 mm ↔ 12.0 mm	↕ 40.8 mm ↔ 0.1 mm	↕ 31.6 mm ↔ 12.4 mm	↕ 41.6 mm ↔ 12.2 mm	↕ 33.6 mm ↔ 4.0 mm	↕ 47.4 mm ↔ 12.0 mm
No.2	No.8	No.14	No.20	No.26	No.32	No.38	No.44
↕ 30.4 mm ↔ 3.0 mm	↕ 38.0 mm ↔ 3.0 mm	↕ 30.2 mm ↔ 9.2 mm	↕ 27.0 mm ↔ 7.0 mm	↕ 33.6 mm ↔ 7.0 mm	↕ 42.0 mm ↔ 13.2 mm	↕ 29.0 mm ↔ 14.9 mm	↕ 55.2 mm ↔ 12.1 mm
No.3	No.9	No.15	No.21	No.27	No.33	No.39	No.45
↕ 35.0 mm ↔ 4.0 mm	↕ 36.4 mm ↔ 7.0 mm	↕ 37.2 mm ↔ 9.0 mm	↕ 39.1 mm ↔ 12.0 mm	↕ 66.0 mm ↔ 12.0 mm	↕ 33.8 mm ↔ 10.0 mm	↕ 47.1 mm ↔ 11.2 mm	↕ 56.7 mm ↔ 11.0 mm
No.4	No.10	No.16	No.22	No.28	No.34	No.40	No.46
↕ 33.0 mm ↔ 7.0 mm	↕ 33.6 mm ↔ 7.0 mm	↕ 32.4 mm ↔ 12.1 mm	↕ 38.0 mm ↔ 8.0 mm	↕ 35.6 mm ↔ 9.2 mm	↕ 33.0 mm ↔ 9.2 mm	↕ 38.1 mm ↔ 11.4 mm	↕ 48.2 mm ↔ 12.1 mm
No.5	No.11	No.17	No.23	No.29	No.35	No.41	No.47
↕ 33.6 mm ↔ 7.0 mm	↕ 36.2 mm ↔ 7.0 mm	↕ 33.8 mm ↔ 11.9 mm	↕ 37.8 mm ↔ 8.4 mm	↕ 32.2 mm ↔ 12.4 mm	↕ 34.8 mm ↔ 8.0 mm	↕ 33.5 mm ↔ 7.9 mm	↕ 45.0 mm ↔ 7.0 mm



No.48



↓ 44.4 mm
↔ 7.0 mm

No.53



↓ 56.0 mm
↔ 12.0 mm

No.58



↓ 33.2 mm
↔ 7.0 mm

No.63



↓ 58.4 mm
↔ 12.0 mm

No.68



↓ 42.1 mm
↔ 14.1 mm

No.73



↓ 50.5 mm
↔ 13.5 mm

No.78



↓ 41.8 mm
↔ 9.6 mm

No.83



↓ 46.0 mm
↔ 80.0 mm

No.49



↓ 39.6 mm
↔ 7.0 mm

No.54



↓ 33.6 mm
↔ 12.0 mm

No.59



↓ 38.8 mm
↔ 12.0 mm

No.64



↓ 35.2 mm
↔ 15.6 mm

No.69




↓ 43.0 mm
↔ 14.8 mm

No.74



↓ 39.0 mm
↔ 14.6 mm

No.79



↓ 45.7 mm
↔ 45.9 mm

No.84



↓ 65.3 mm
↔ 40.3 mm

No.50



↓ 48.2 mm
↔ 7.0 mm

No.55



↓ 35.2 mm
↔ 12.0 mm

No.60



↓ 50.6 mm
↔ 12.0 mm

No.65



↓ 33.4 mm
↔ 9.0 mm

No.70



↓ 54.5 mm
↔ 12.7 mm

No.75



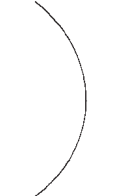
↓ 43.2 mm
↔ 11.9 mm

No.80



↓ 35.8 mm
↔ 12.0 mm

No.85



↓ 77.3 mm
↔ 19.9 mm

No.51



↓ 48.1 mm
↔ 8.1 mm

No.56



↓ 37.6 mm
↔ 12.4 mm

No.61



↓ 32.4 mm
↔ 7.0 mm

No.66



↓ 47.5 mm
↔ 20.0 mm

No.71



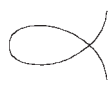
↓ 48.4 mm
↔ 15.1 mm

No.76



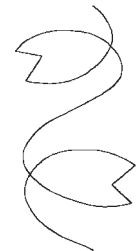
↓ 31.6 mm
↔ 14.9 mm

No.81




↓ 28.0 mm
↔ 39.9 mm

No.86



↓ 85.9 mm
↔ 42.1 mm

No.52



↓ 82.3 mm
↔ 19.4 mm

No.57



↓ 34.2 mm
↔ 12.0 mm

No.62



↓ 37.2 mm
↔ 12.0 mm

No.67



↓ 47.6 mm
↔ 21.8 mm

No.72



↓ 71.8 mm
↔ 16.9 mm

No.77



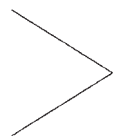
↓ 39.2 mm
↔ 7.0 mm

No.82



↓ 33.7 mm
↔ 40.0 mm








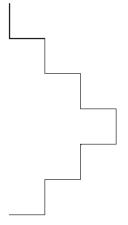







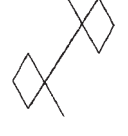































No.87



↓ 50.0 mm
↔ 40.0 mm

Embroidery Pattern Color Change Table Tabla de cambio de color para patrones de bordado Tableau de changement de couleur des motifs de broderie

1 min
1 ■ (900)

	No.93  ↓ 36.0 mm ↔ 9.0 mm	No.99  ↓ 36.0 mm ↔ 20.0 mm	No.105  ↓ 42.0 mm ↔ 8.5 mm	No.111  ↓ 39.0 mm ↔ 20.0 mm	No.117  ↓ 53.0 mm ↔ 12.0 mm	No.123  ↓ 44.7 mm ↔ 10.0 mm	No.129  ↓ 37.5 mm ↔ 9.0 mm
No.88  ↓ 84.0 mm ↔ 42.0 mm	No.94  ↓ 32.0 mm ↔ 10.0 mm	No.100  ↓ 39.5 mm ↔ 20.0 mm	No.106  ↓ 38.0 mm ↔ 7.5 mm	No.112  ↓ 63.0 mm ↔ 18.0 mm	No.118  ↓ 38.0 mm ↔ 9.0 mm	No.124  ↓ 30.0 mm ↔ 9.0 mm	No.130  ↓ 35.6 mm ↔ 9.0 mm
No.89  ↓ 50.0 mm ↔ 40.0 mm	No.95  ↓ 37.0 mm ↔ 20.0 mm	No.101  ↓ 45.0 mm ↔ 14.5 mm	No.107  ↓ 31.5 mm ↔ 7.0 mm	No.113  ↓ 49.0 mm ↔ 18.0 mm	No.119  ↓ 36.0 mm ↔ 12.5 mm	No.125  ↓ 34.5 mm ↔ 7.0 mm	No.131  ↓ 33.6 mm ↔ 7.0 mm
No.90  ↓ 30.5 mm ↔ 9.0 mm	No.96  ↓ 33.5 mm ↔ 20.0 mm	No.102  ↓ 57.0 mm ↔ 24.5 mm	No.108  ↓ 29.5 mm ↔ 10.0 mm	No.114  ↓ 39.0 mm ↔ 12.5 mm	No.120  ↓ 30.0 mm ↔ 12.0 mm	No.126  ↓ 59.5 mm ↔ 9.0 mm	No.132  ↓ 33.6 mm ↔ 6.0 mm
No.91  ↓ 49.0 mm ↔ 9.0 mm	No.97  ↓ 35.5 mm ↔ 20.0 mm	No.103  ↓ 30.0 mm ↔ 10.0 mm	No.109  ↓ 28.0 mm ↔ 11.0 mm	No.115  ↓ 49.0 mm ↔ 10.0 mm	No.121  ↓ 32.4 mm ↔ 9.0 mm	No.127  ↓ 42.0 mm ↔ 7.0 mm	No.133  ↓ 40.0 mm ↔ 7.0 mm
No.92  ↓ 57.0 mm ↔ 9.0 mm	No.98  ↓ 37.5 mm ↔ 21.0 mm	No.104  ↓ 36.0 mm ↔ 18.0 mm	No.110  ↓ 42.0 mm ↔ 9.0 mm	No.116  ↓ 36.4 mm ↔ 10.0 mm	No.122  ↓ 34.5 mm ↔ 12.0 mm	No.128  ↓ 40.0 mm ↔ 9.0 mm	No.134  ↓ 34.4 mm ↔ 7.0 mm



No.135



↕ 33.6 mm
↔ 7.0 mm

No.141



↕ 41.6 mm
↔ 7.0 mm

No.147



↕ 32.0 mm
↔ 8.0 mm

No.153



↕ 30.0 mm
↔ 6.0 mm

No.159



↕ 36.0 mm
↔ 6.0 mm

No.136



↕ 49.6 mm
↔ 6.0 mm

No.142



↕ 36.8 mm
↔ 7.5 mm

No.148



↕ 42.0 mm
↔ 12.0 mm

No.154



↕ 32.0 mm
↔ 6.0 mm

No.160



↕ 30.0 mm
↔ 10.0 mm

No.137



↕ 30.4 mm
↔ 7.0 mm

No.143



↕ 31.2 mm
↔ 7.0 mm

No.149



↕ 30.0 mm
↔ 9.0 mm

No.155



↕ 36.0 mm
↔ 6.0 mm

No.138



↕ 33.6 mm
↔ 7.0 mm

No.144



↕ 30.0 mm
↔ 3.0 mm

No.150



↕ 30.0 mm
↔ 6.0 mm

No.156



↕ 36.0 mm
↔ 10.0 mm

No.139



↕ 26.0 mm
↔ 7.0 mm

No.145



↕ 32.0 mm
↔ 4.0 mm

No.151



↕ 32.0 mm
↔ 6.0 mm

No.157



↕ 32.0 mm
↔ 8.0 mm

No.140



↕ 34.4 mm
↔ 7.0 mm

No.146



↕ 30.0 mm
↔ 4.5 mm

No.152



↕ 52.0 mm
↔ 10.0 mm

No.158




↕ 32.0 mm
↔ 6.0 mm

Embroidery Pattern Color Change Table Tabla de cambio de color para patrones de bordado Tableau de changement de couleur des motifs de broderie

✂ Buttonhole patterns

It is recommended to combine these buttonholes with the "Design patterns (for buttonhole decoration)" shown on page 106.

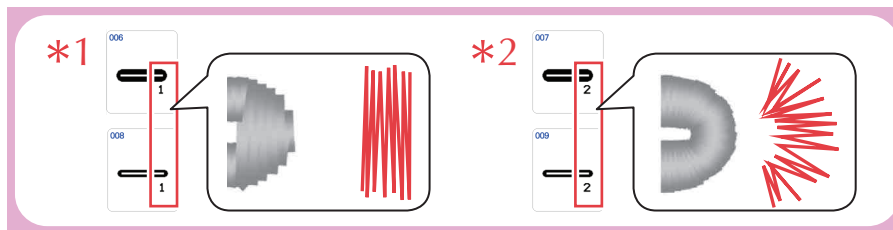


✂ Patrones para ojales

Es recomendable combinar estos patrones con los "Patrones de diseño (para la decoración de ojales)" mostrados en la página 106.

✂ Motifs de boutonnières

Il est recommandé de combiner ces motifs aux « motifs de dessins (pour la décoration des boutonnières) » de la page 106.



No.1	L: 2 min M: 2 min S: 1 min SS: 1 min XS: 1 min
1	█ (900)
L:	↕ 9.1 mm
	↔ 99.8 mm
M:	↕ 8.5 mm
	↔ 75.0 mm
S:	↕ 7.9 mm
	↔ 50.0 mm
SS:	↕ 7.9 mm
	↔ 23.0 mm
XS:	↕ 7.9 mm
	↔ 15.0 mm

No.3	L: 2 min M: 1 min S: 1 min SS: 1 min XS: 1 min
1	█ (900)
L:	↕ 9.1 mm
	↔ 99.9 mm
M:	↕ 8.5 mm
	↔ 75.0 mm
S:	↕ 7.9 mm
	↔ 50.0 mm
SS:	↕ 7.9 mm
	↔ 23.0 mm
XS:	↕ 7.9 mm
	↔ 15.0 mm

No.5	L: 2 min M: 1 min S: 1 min SS: 1 min XS: 1 min
1	█ (900)
L:	↕ 5.8 mm
	↔ 99.8 mm
M:	↕ 5.4 mm
	↔ 74.9 mm
S:	↕ 5.0 mm
	↔ 50.0 mm
SS:	↕ 5.0 mm
	↔ 23.0 mm
XS:	↕ 5.0 mm
	↔ 15.0 mm

No.2	L: 2 min M: 1 min S: 1 min SS: 1 min XS: 1 min
1	█ (900)
L:	↕ 5.7 mm
	↔ 99.8 mm
M:	↕ 5.3 mm
	↔ 74.9 mm
S:	↕ 4.9 mm
	↔ 50.0 mm
SS:	↕ 4.9 mm
	↔ 23.0 mm
XS:	↕ 4.9 mm
	↔ 15.0 mm

No.4	L: 2 min M: 2 min S: 1 min SS: 1 min XS: 1 min
1	█ (900)
L:	↕ 9.1 mm
	↔ 99.7 mm
M:	↕ 8.5 mm
	↔ 74.9 mm
S:	↕ 7.9 mm
	↔ 50.0 mm
SS:	↕ 7.9 mm
	↔ 23.0 mm
XS:	↕ 7.9 mm
	↔ 15.0 mm

*1 No.6	L: 2 min M: 2 min S: 1 min SS: 1 min XS: 1 min
1	█ (900)
L:	↕ 9.1 mm
	↔ 99.9 mm
M:	↕ 8.5 mm
	↔ 75.0 mm
S:	↕ 7.9 mm
	↔ 49.8 mm
SS:	↕ 7.9 mm
	↔ 23.0 mm
XS:	↕ 7.9 mm
	↔ 15.0 mm



***2** No.7

L:	2 min
M:	2 min
S:	1 min
SS:	1 min
XS:	1 min

1	█ (900)
L:	↓ 9.1 mm
	↔ 99.8 mm
M:	↓ 8.5 mm
	↔ 74.9 mm
S:	↓ 7.9 mm
	↔ 50.0 mm
SS:	↓ 7.9 mm
	↔ 23.0 mm
XS:	↓ 7.9 mm
	↔ 15.0 mm

No.10

L:	2 min
M:	1 min
S:	1 min
SS:	1 min
XS:	1 min

1	█ (900)
L:	↓ 9.2 mm
	↔ 100.0 mm
M:	↓ 8.4 mm
	↔ 75.0 mm
S:	↓ 8.0 mm
	↔ 49.9 mm
SS:	↓ 8.0 mm
	↔ 23.0 mm
XS:	↓ 8.0 mm
	↔ 15.0 mm

No.13

L:	2 min
M:	1 min
S:	1 min
SS:	1 min
XS:	1 min

1	█ (900)
L:	↓ 9.1 mm
	↔ 99.9 mm
M:	↓ 8.5 mm
	↔ 75.0 mm
S:	↓ 7.9 mm
	↔ 49.9 mm
SS:	↓ 7.9 mm
	↔ 23.0 mm
XS:	↓ 7.9 mm
	↔ 15.0 mm

***1** No.8

L:	2 min
M:	1 min
S:	1 min
SS:	1 min
XS:	1 min

1	█ (900)
L:	↓ 5.8 mm
	↔ 99.9 mm
M:	↓ 5.5 mm
	↔ 75.0 mm
S:	↓ 5.0 mm
	↔ 49.8 mm
SS:	↓ 5.0 mm
	↔ 22.9 mm
XS:	↓ 5.0 mm
	↔ 15.0 mm

No.11

L:	2 min
M:	1 min
S:	1 min
SS:	1 min
XS:	1 min

1	█ (900)
L:	↓ 9.2 mm
	↔ 99.8 mm
M:	↓ 8.4 mm
	↔ 75.0 mm
S:	↓ 8.0 mm
	↔ 50.0 mm
SS:	↓ 8.0 mm
	↔ 22.9 mm
XS:	↓ 8.0 mm
	↔ 15.0 mm

No.14

L:	2 min
M:	1 min
S:	1 min
SS:	1 min
XS:	1 min

1	█ (900)
L:	↓ 9.2 mm
	↔ 100.0 mm
M:	↓ 8.6 mm
	↔ 74.9 mm
S:	↓ 8.0 mm
	↔ 50.0 mm
SS:	↓ 8.0 mm
	↔ 23.0 mm
XS:	↓ 7.9 mm
	↔ 15.0 mm

***2** No.9

L:	2 min
M:	1 min
S:	1 min
SS:	1 min
XS:	1 min

1	█ (900)
L:	↓ 5.8 mm
	↔ 99.9 mm
M:	↓ 5.4 mm
	↔ 74.9 mm
S:	↓ 5.0 mm
	↔ 50.0 mm
SS:	↓ 5.0 mm
	↔ 23.0 mm
XS:	↓ 5.0 mm
	↔ 15.0 mm

No.12

L:	2 min
M:	1 min
S:	1 min
SS:	1 min
XS:	1 min

1	█ (900)
L:	↓ 9.2 mm
	↔ 99.8 mm
M:	↓ 8.6 mm
	↔ 74.9 mm
S:	↓ 8.0 mm
	↔ 50.0 mm
SS:	↓ 8.0 mm
	↔ 22.9 mm
XS:	↓ 8.0 mm
	↔ 15.0 mm


No.15

L:	2 min
M:	1 min
S:	1 min
SS:	1 min
XS:	1 min

1	█ (900)
L:	↓ 9.2 mm
	↔ 99.8 mm
M:	↓ 8.6 mm
	↔ 74.9 mm
S:	↓ 8.0 mm
	↔ 49.9 mm
SS:	↓ 8.0 mm
	↔ 23.0 mm
XS:	↓ 8.0 mm
	↔ 15.0 mm


Embroidery Pattern Color Change Table
Tabla de cambio de color para patrones de bordado
Tableau de changement de couleur des motifs de broderie

No.16



	L: 1 min
	M: 1 min
	S: 1 min
	SS: 1 min
	XS: 1 min
1	■ (900)
L:	↓ 20.0 mm ↔ 20.0 mm
M:	↓ 15.0 mm ↔ 15.0 mm
S:	↓ 10.0 mm ↔ 10.0 mm
SS:	↓ 7.0 mm ↔ 7.0 mm
XS:	↓ 5.0 mm ↔ 5.0 mm

No.17



	L: 1 min
	M: 1 min
	S: 1 min
	SS: 1 min
	XS: 1 min
1	■ (900)
L:	↓ 20.0 mm ↔ 20.0 mm
M:	↓ 15.0 mm ↔ 15.0 mm
S:	↓ 10.0 mm ↔ 10.0 mm
SS:	↓ 7.0 mm ↔ 7.0 mm
XS:	↓ 5.0 mm ↔ 5.0 mm



- ❖ Design patterns (for buttonhole decoration)
- ❖ Patrones de diseño (para la decoración de ojales)
- ❖ Motifs de dessins (pour la décoration des boutonnières)



It is recommended to use these designs to decorate the "Buttonhole Patterns" shown on the previous pages.
 Es recomendable utilizar estos patrones para decorar los "Patrones para ojales" mostrados en las páginas anteriores.
 Il est recommandé d'utiliser ces motifs pour décorer les « Motifs de boutonnières » des pages précédentes.

No.1

3 min	
1	■ (513)
2	■ (206)
3	■ (010)
4	■ (209)
↓	29.6 mm
↔	63.6 mm

No.5

1 min	
1	■ (399)
↓	13.5 mm
↔	44.2 mm

No.9

2 min	
1	■ (804)
2	■ (005)
↓	30.2 mm
↔	70.3 mm

No.2

1 min	
1	■ (513)
2	■ (010)
3	■ (206)
↓	17.8 mm
↔	32.6 mm

No.6

1 min	
1	■ (399)
↓	15.5 mm
↔	25.5 mm

No.10

1 min	
1	■ (804)
2	■ (005)
↓	17.9 mm
↔	55.5 mm

No.3

4 min	
1	■ (513)
2	■ (209)
3	■ (010)
4	■ (206)
5	■ (209)
↓	47.2 mm
↔	72.1 mm

No.7

1 min	
1	■ (017)
2	■ (005)
3	■ (812)
↓	15.7 mm
↔	43.3 mm

No.11

3 min	
1	■ (808)
2	■ (800)
3	■ (208)
4	■ (001)
↓	35.1 mm
↔	84.1 mm

No.4

2 min	
1	■ (502)
2	■ (810)
3	■ (612)
↓	36.0 mm
↔	108.8 mm

No.8


1 min	
1	■ (399)
2	■ (019)
3	■ (206)
↓	34.6 mm
↔	41.4 mm

No.12

4 min	
1	■ (085)
2	■ (070)
3	■ (209)
↓	33.0 mm
↔	57.6 mm


Embroidery Pattern Color Change Table
Tabla de cambio de color para patrones de bordado
Tableau de changement de couleur des motifs de broderie

No.13




10 min	
1	■ (019)
2	■ (017)
3	■ (513)
4	■ (019)
↓	125.7 mm
↔	61.9 mm

No.18




6 min	
1	■ (804)
2	■ (124)
3	■ (085)
↓	115.2 mm
↔	50.5 mm

No.23




5 min	
1	■ (405)
2	■ (019)
3	■ (812)
4	■ (017)
5	■ (534)
6	■ (502)
↓	81.5 mm
↔	32.6 mm

No.14




1 min	
1	■ (107)
2	■ (007)
↓	3.8 mm
↔	52.9 mm

No.19




3 min	
1	■ (085)
2	■ (124)
↓	43.8 mm
↔	42.4 mm

No.24



2 min	
1	■ (328)
↓	57.9 mm
↔	41.3 mm

No.15




1 min	
1	■ (007)
2	■ (107)
3	■ (007)
↓	46.7 mm
↔	42.8 mm

No.20




1 min	
1	■ (079)
2	■ (019)
↓	16.0 mm
↔	26.4 mm

No.25




1 min	
1	■ (328)
↓	30.3 mm
↔	29.7 mm

No.16




4 min	
1	■ (328)
2	■ (330)
3	■ (214)
4	■ (330)
↓	67.3 mm
↔	29.9 mm

No.21




1 min	
1	■ (079)
2	■ (019)
↓	38.2 mm
↔	17.8 mm

No.26




2 min	
1	■ (208)
↓	64.3 mm
↔	66.6 mm

No.17




2 min	
1	■ (328)
2	■ (330)
3	■ (214)
4	■ (330)
↓	38.0 mm
↔	22.7 mm

No.22



1 min	
1	■ (019)
2	■ (420)
↓	55.8 mm
↔	27.1 mm

No.27



2 min	
1	■ (542)
↓	60.0 mm
↔	55.0 mm



❖ **Couching Patterns**


❖ **Patrones de punto de Bolonia**

❖ **Motifs pour fil couché**




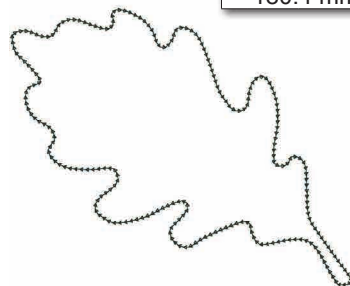
Refer to the Instruction and Reference Guide for detailed instructions.
 Consulte las instrucciones detalladas en la Guía de referencia y de instrucciones.
 Pour des instructions détaillées, reportez-vous au guide d'instructions et de référence.




No.1	2 min
1  (509)	
↕ 110.8 mm	
↔ 112.2 mm	




No.4	3 min
1  (323)	
↕ 203.0 mm	
↔ 110.9 mm	




No.8	2 min
1  (519)	
↕ 146.4 mm	
↔ 180.4 mm	





No.2	2 min
1  (337)	
↕ 123.9 mm	
↔ 106.6 mm	




No.5	1 min
1  (348)	
↕ 89.3 mm	
↔ 73.7 mm	




No.9	2 min
1  (214)	
↕ 132.5 mm	
↔ 139.5 mm	




No.3	5 min
1  (339)	
↕ 284.1 mm	
↔ 174.5 mm	




No.6	2 min
1  (869)	
↕ 116.3 mm	
↔ 66.5 mm	

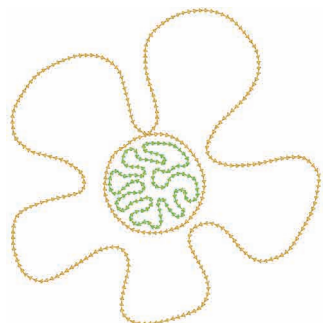


No.7	2 min
1  (517)	
↕ 121.0 mm	
↔ 119.6 mm	



No.10	2 min
1  (415)	
↕ 111.3 mm	
↔ 107.5 mm	

Embroidery Pattern Color Change Table
Tabla de cambio de color para patrones de bordado
Tableau de changement de couleur des motifs de broderie



No.11

3 min	
1	Orange (126)
2	Green (513)
↓	166.9 mm
↔	163.3 mm




No.17

2 min	
1	Red (107)
↓	190.5 mm
↔	82.3 mm




No.12

2 min	
1	Purple (612)
↓	96.7 mm
↔	92.8 mm




No.18

4 min	
1	Purple (613)
↓	195.2 mm
↔	135.0 mm



No.13

3 min	
1	Blue (019)
↓	111.6 mm
↔	101.2 mm



No.14

3 min	
1	Light Green (542)
↓	122.2 mm
↔	135.9 mm



No.19

7 min	
1	Red (030)
↓	163.1 mm
↔	183.8 mm




No.15

1 min	
1	Green (513)
↓	51.0 mm
↔	78.4 mm




No.20

2 min	
1	Black (900)
↓	83.2 mm
↔	148.6 mm




No.16


6 min	
1	Pink (086)
↓	197.5 mm
↔	153.1 mm




No.21

3 min	
1	Blue (607)
↓	87.5 mm
↔	168.1 mm





No.22 **6 min**
 1  (070)
 ♯ 212.2 mm
 ⇔ 160.1 mm




No.26 **6 min**
 1  (800)
 ♯ 178.6 mm
 ⇔ 201.1 mm




No.23 **8 min**
 1  (328)
 ♯ 266.5 mm
 ⇔ 214.1 mm





No.27 **2 min**
 1  (704)
 ♯ 110.0 mm
 ⇔ 196.1 mm




No.28 **2 min**
 1  (704)
 ♯ 69.1 mm
 ⇔ 160.2 mm




No.24 **6 min**
 1  (348)
 ♯ 165.0 mm
 ⇔ 179.0 mm




No.29 **2 min**
 1  (810)
 ♯ 77.9 mm
 ⇔ 78.4 mm




No.25 **5 min**
 1  (348)
 ♯ 107.7 mm
 ⇔ 156.5 mm





No.30 **5 min**
 1  (333)
 ♯ 161.2 mm
 ⇔ 159.7 mm

Embroidery Pattern Color Change Table
Tabla de cambio de color para patrones de bordado
Tableau de changement de couleur des motifs de broderie





No.31 **2 min**

1	 (612)
↕	121.2 mm
↔	117.2 mm




No.36 **3 min**

1	 (807)
↕	164.7 mm
↔	164.0 mm





No.32 **5 min**

1	 (420)
↕	189.8 mm
↔	198.3 mm






No.37 **2 min**

1	 (405)
↕	149.8 mm
↔	90.9 mm





● **No.33** **5 min**

1	 (085)
2	 (005)
↕	256.7 mm
↔	191.6 mm




No.38 **1 min**

1	 (406)
↕	91.7 mm
↔	80.1 mm





No.34 **2 min**

1	 (415)
↕	131.2 mm
↔	129.7 mm






No.39 **1 min**

1	 (415)
↕	76.8 mm
↔	90.1 mm




No.35 **4 min**

1	 (005)
2	 (406)
↕	125.9 mm
↔	125.5 mm



No.40 **3 min**

1	 (534)
↕	177.4 mm
↔	116.7 mm



- ✦ Fill Couching Embroidery Font
- ✦ Fuente de bordado de punto de Bolonia de relleno
- ✦ Police de remplissage pour fil couché (broderie)



No.1	4 min
1 (126)	
↕ 71.9 mm	
↔ 80.5 mm	



No.9	2 min
1 (126)	
↕ 71.8 mm	
↔ 22.8 mm	



No.17	5 min
1 (126)	
↕ 76.6 mm	
↔ 74.7 mm	



No.2	4 min
1 (126)	
↕ 71.9 mm	
↔ 58.3 mm	



No.10	2 min
1 (126)	
↕ 70.9 mm	
↔ 48.2 mm	



No.18	4 min
1 (126)	
↕ 73.0 mm	
↔ 62.1 mm	



No.3	2 min
1 (126)	
↕ 74.5 mm	
↔ 53.9 mm	



No.11	4 min
1 (126)	
↕ 72.6 mm	
↔ 64.1 mm	



No.19	2 min
1 (126)	
↕ 76.1 mm	
↔ 51.2 mm	



No.4	4 min
1 (126)	
↕ 71.3 mm	
↔ 63.9 mm	



No.12	2 min
1 (126)	
↕ 71.2 mm	
↔ 52.1 mm	



No.20	2 min
1 (126)	
↕ 71.4 mm	
↔ 60.1 mm	



No.5	3 min
1 (126)	
↕ 70.7 mm	
↔ 49.3 mm	



No.13	6 min
1 (126)	
↕ 71.9 mm	
↔ 88.3 mm	



No.21	4 min
1 (126)	
↕ 72.0 mm	
↔ 66.0 mm	



No.6	3 min
1 (126)	
↕ 71.1 mm	
↔ 55.4 mm	



No.14	5 min
1 (126)	
↕ 71.4 mm	
↔ 71.0 mm	



No.22	3 min
1 (126)	
↕ 72.1 mm	
↔ 72.1 mm	



No.7	3 min
1 (126)	
↕ 72.1 mm	
↔ 65.2 mm	



No.15	4 min
1 (126)	
↕ 70.8 mm	
↔ 74.7 mm	



No.23	5 min
1 (126)	
↕ 72.4 mm	
↔ 101.9 mm	



No.8	4 min
1 (126)	
↕ 72.2 mm	
↔ 68.3 mm	

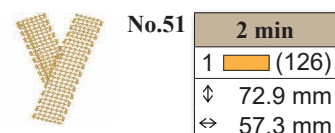
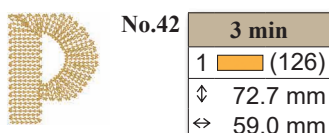
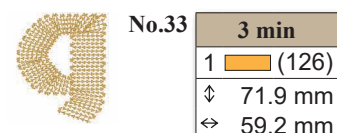
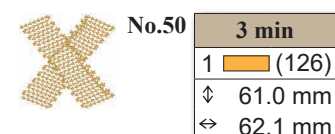
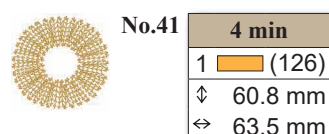
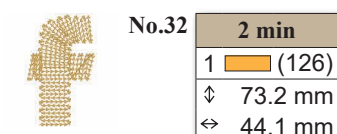
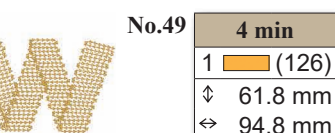
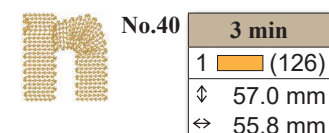
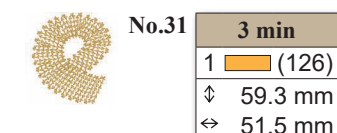
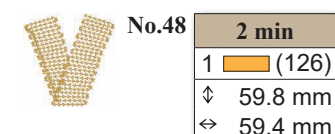
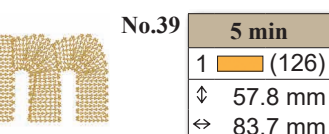
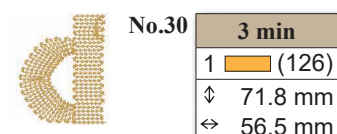
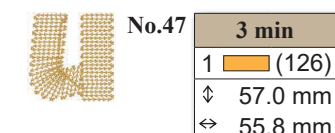
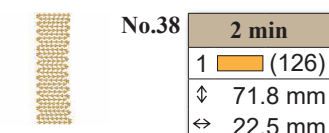
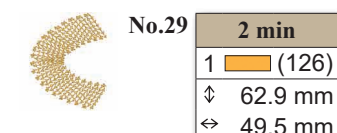
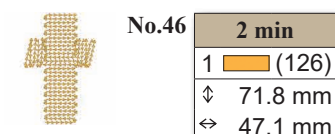
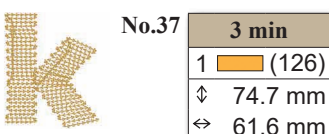
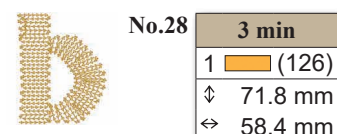
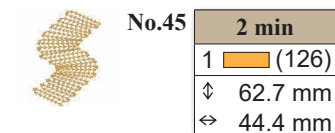
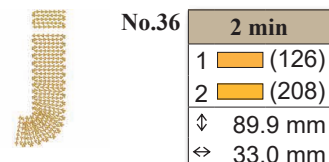
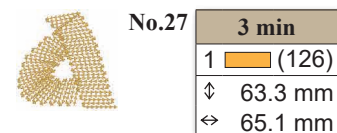
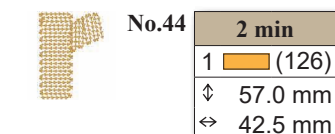
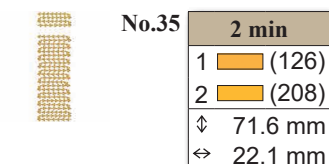
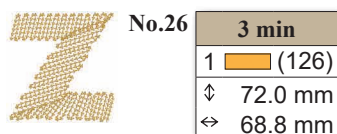
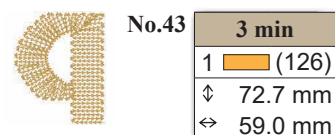
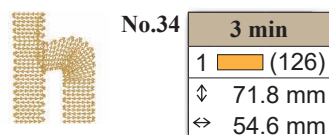
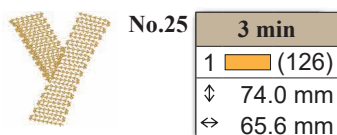


No.16	3 min
1 (126)	
↕ 72.3 mm	
↔ 59.0 mm	







No.24	3 min
1 (126)	
↕ 75.1 mm	
↔ 76.4 mm	



Embroidery Pattern Color Change Table Tabla de cambio de color para patrones de bordado Tableau de changement de couleur des motifs de broderie







Embroidery Pattern Color Change Table
 Tabla de cambio de color para patrones de bordado
 Tableau de changement de couleur des motifs de broderie



	No.52	3 min
		1  (126)
		↓ 58.9 mm
		↔ 59.9 mm



	No.61	4 min
		1  (126)
		↓ 72.4 mm
		↔ 54.8 mm



	No.53	4 min
		1  (126)
		↓ 72.5 mm
		↔ 63.3 mm



	No.62	3 min
		1  (126)
		↓ 72.2 mm
		↔ 58.2 mm



	No.54	2 min
		1  (126)
		↓ 74.3 mm
		↔ 36.8 mm



	No.63	1 min
		1  (126)
		↓ 26.8 mm
		↔ 27.5 mm



	No.55	3 min
		1  (126)
		↓ 71.0 mm
		↔ 55.8 mm



	No.64	1 min
		1  (126)
		↓ 36.8 mm
		↔ 35.2 mm



	No.56	2 min
		1  (126)
		↓ 73.6 mm
		↔ 53.5 mm



	No.65	4 min
		1  (126)
		↓ 72.0 mm
		↔ 68.8 mm



	No.57	3 min
		1  (126)
		↓ 72.3 mm
		↔ 59.8 mm



	No.66	2 min
		1  (126)
		↓ 73.2 mm
		↔ 43.4 mm

	No.58	3 min
		1  (126)
		↓ 71.2 mm
		↔ 54.2 mm

	No.67	2 min
		1  (126)
		↓ 71.6 mm
		↔ 28.3 mm

	No.59	3 min
		1  (126)
		↓ 73.3 mm
		↔ 58.4 mm

	No.68	5 min
		1  (126)
		↓ 90.0 mm
		↔ 90.9 mm

	No.60	2 min
		1  (126)
		↓ 71.4 mm
		↔ 58.0 mm

Examples of Combinations

Ejemplos de combinaciones

Exemples de combinaisons

Combine various embroidery patterns, as shown below, to enhance your embroidering enjoyment.
 Combine distintos patrones de bordado, como se muestra a continuación, para un mayor deleite al bordar.
 Combinez plusieurs motifs de broderie, comme indiqué ci-dessous, pour un plaisir de broderie garanti.

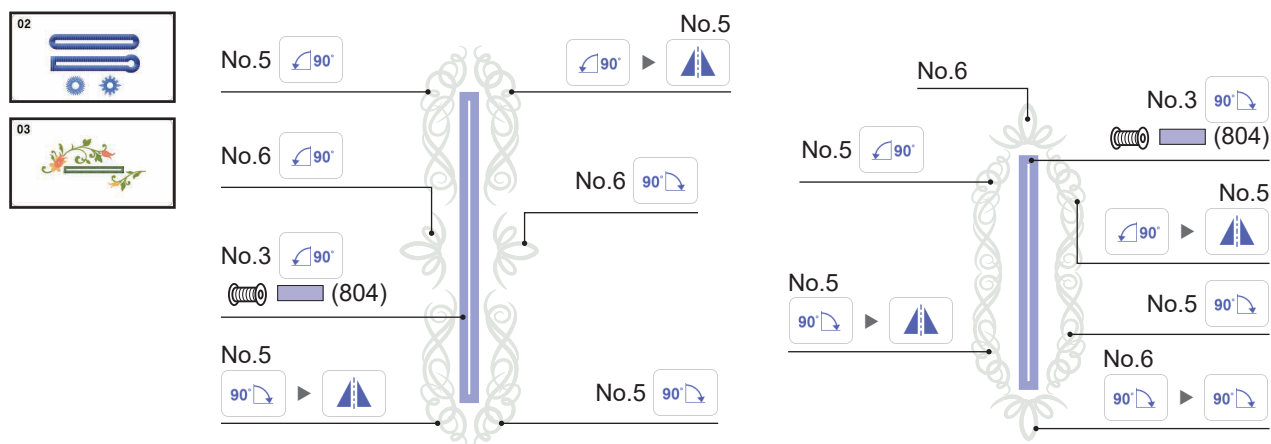


Positioning symbols: These symbols indicate how the embroidery patterns have been flipped or rotated to create the combined pattern.



Símbolos de colocación: estos símbolos indican cómo se han invertido o girado los patrones de bordado para crear el patrón combinado.

Symboles de positionnement: Ces symboles indiquent la manière dont les motifs de broderie ont été inversés ou tournés pour créer le motif combiné.



(005)

(019)

(017)

↓ 79.0 mm

↔ 34.0 mm

(005)

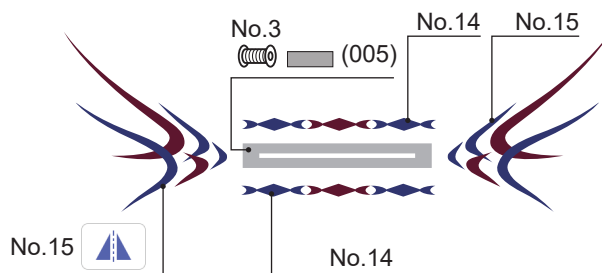
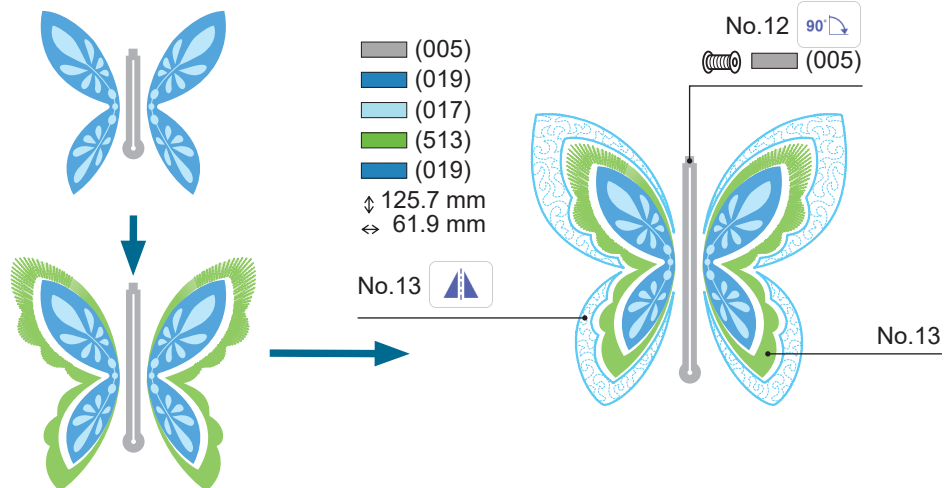
(019)

(017)

(513)

↓ 100.0 mm

↔ 47.0 mm






No.11 × 1
No.16 × 1



No.11 × 1
No.17 × 1



No.11 × 1
No.16 × 2
No.17 × 2



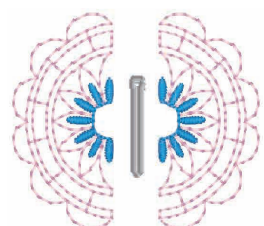
No.11 × 1
No.18 × 2



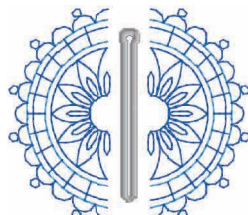
No.11 × 1
No.19 × 1



No.11 × 1
No.20 × 1



No.11 × 1
No.21 × 2



No.11 × 1
No.22 × 2




No.11 × 1
No.23 × 1



No.11 × 1
No.24 × 2



No.11 × 1
No.25 × 2



No.11 × 1
No.24 × 2
No.25 × 2




No.16 × 1
No.26 × 1



No.16 × 1
No.27 × 1

Examples of Combinations
Ejemplos de combinaciones
Exemples de combinaisons

01




- No.1 × 1
- No.2 × 1
- No.3 × 1
- No.4 × 1
- No.5 × 1
- No.6 × 2
- No.7 × 2
- No.8 × 4
- No.9 × 4
- No.10 × 8


04




No.1 × 3



No.2 × 1



No.3 × 1



No.4 × 4
No.5 × 4




No.5 × 4




No.6 × 6
No.7 × 6



No.1 × 4
 No.2 × 1 + 
 No.3 × 1



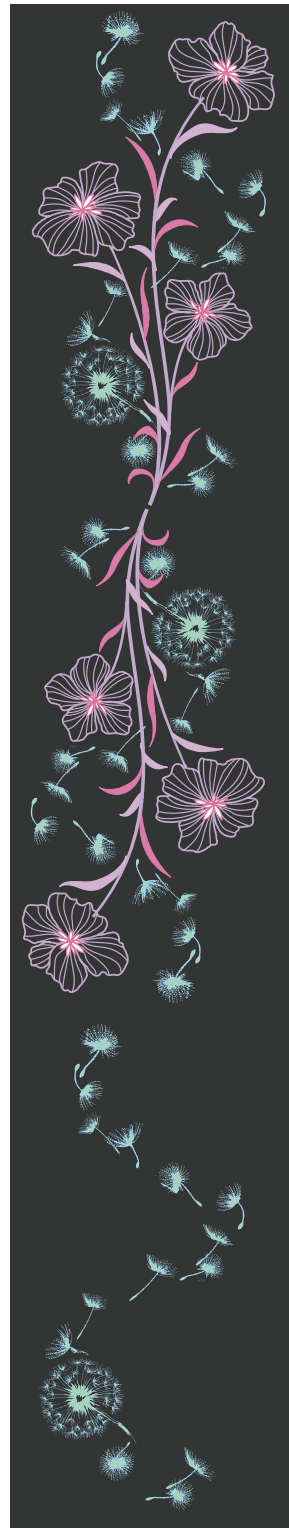
No.4 × 1
 No.5 × 2
 No.6 × 2




No.1 = ■ (007)



No.3 × 2




No.2 × 3 + ■



No.1 × 4




No.2 × 2




No.3 × 2




No.5 × 2



No.5 × 1
No.6 × 1




No.6 × 2



No.6 × 4



No.8 × 2



No.10 × 2

Examples of Combinations
Ejemplos de combinaciones
Exemples de combinaisons



No.1 × 1
No.28 × 2



No.1 × 1
No.2 × 1
No.28 × 4




No.1 × 1
No.2 × 1
No.3 × 1
No.4 × 1
No.5 × 1
No.6 × 1
No.7 × 1
No.8 × 1
No.9 × 1
No.10 × 1
No.11 × 1
No.12 × 1
No.29 × 8
No.30 × 8



No.2 × 1



No.2 × 1



No.2 × 1



No.2 × 1



No.1 × 1
No.2 × 1
No.28 × 4



No.19 × 1
No.28 × 4



No.23 × 1
No.28 × 2



No.23 × 1
No.30 × 1



Font Name Chart

Diagrama de nombre de las fuentes

Tableau des noms de polices

	Font Key Clave de las fuentes Touche de police	Font Name Nombre de la fuente Nom de la police
1	Exclusive Script	Exclusive Script
2	⁰¹ ABC	Block 01
3	⁰² ABC	Epsom
4	⁰³ A.BC	Serif 01
5	⁰⁴ ABC	Brussels Demi Outline
6	⁰⁵ <i>ABC</i>	Serif 02
7	⁰⁶ <i>ABC</i>	Script 01
8	⁰⁷ <i>ABC</i>	Calgary MediumItalic
9	⁰⁸ <i>ABC</i>	Bermuda Script
10	⁰⁹ <i>ABC</i>	Sicilia Light Italic
11	¹⁰ <i>ABC</i>	Kingston Regular
12	¹¹ ABC	Luedickital
13	¹² ABC	Toms Handwritten
14	¹³ ABC	Istanbul
15	¹⁴ ABC	Los Angeles
16	¹⁵ ABC	San Diego

	Font Key Clave de las fuentes Touche de police	Font Name Nombre de la fuente Nom de la police
17	¹⁶ ABC	Saipan
18	¹⁷ ABC	Cairo
19	¹⁸ ABC	Gothic 01
20	¹⁹ ABC	Germany
21	²⁰ ABC	Sofia Bold
22	²¹ ABC	Tennessee ExtraBold
23	²² ABC	Brussels Light
24	⁵⁰ ABCDE	Helsinki Narrow S
25	⁵¹ ABCDE	Antique Oakland S
26	⁷⁰ АБВ	Utah Bold Cyrillic
27	⁷¹ АБВ	PC Tennessee Bold Cyrillic



FOR THE LOVE OF SEWING

English
Spanish
French
882-W74/W84
Version 0